


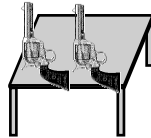


South River Shootists'
October 2015
Match Stages

Provided by Marauder & Crew

Warm up

They're sneaking to to get your punkin!
So you have to
SAVE the PUNKIN!!!



START

Ammo: Pistols 10, Rifle 10 Shotgun 4+

Staging: Two pistols, loaded with five rounds each and holstered. Rifle, loaded with 10 rounds, staged on horse. Shotgun, with at least four rounds on your person, staged on the horse.

Starting Position: Standing with at least one foot behind horse.

Procedure: Shooter will say "**Save the Punkin'!**" and wait for the beep. ATB, engage the back 5 rifle targets in a double-tap Sweep from either end.

Place rifle on horse, pointing safely at berm.

Shoot the shotgun knockdown targets.

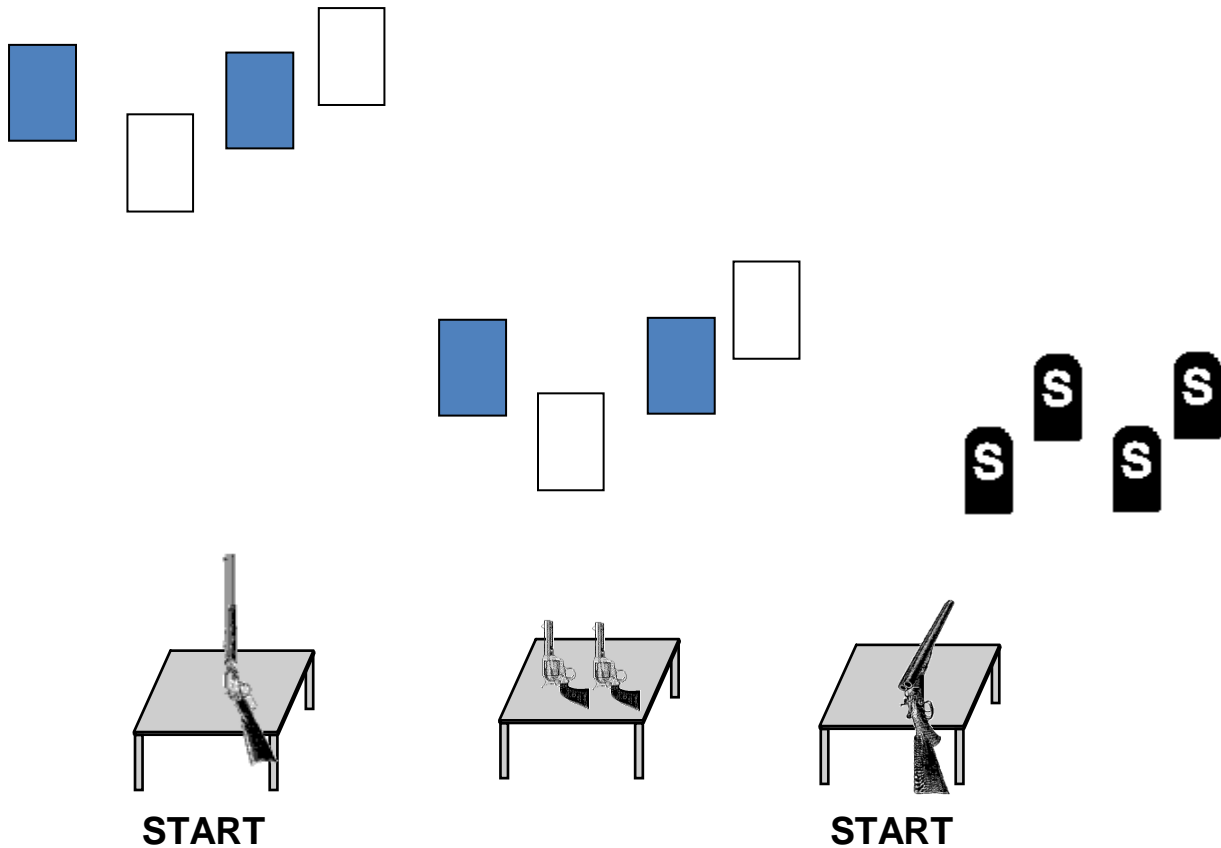
Return shotgun to horse, pointing at berm.

Move forward to table and engage pistols with same instructions as for the rifle.

SRS SCARY OCTOBER '15 STAGES

Stage 1

Sometimes it's tough getting out of Nevada



Ammo: Pistols 10, Rifle 10 Shotgun 4+

Staging: Two pistols, loaded with five rounds each and holstered.
Rifle, loaded with 10 rounds, staged on left table.
Shotgun, with at least four rounds on your person, staged on right table.

Starting Position: Standing behind center of the table of the rifle **or** shotgun.

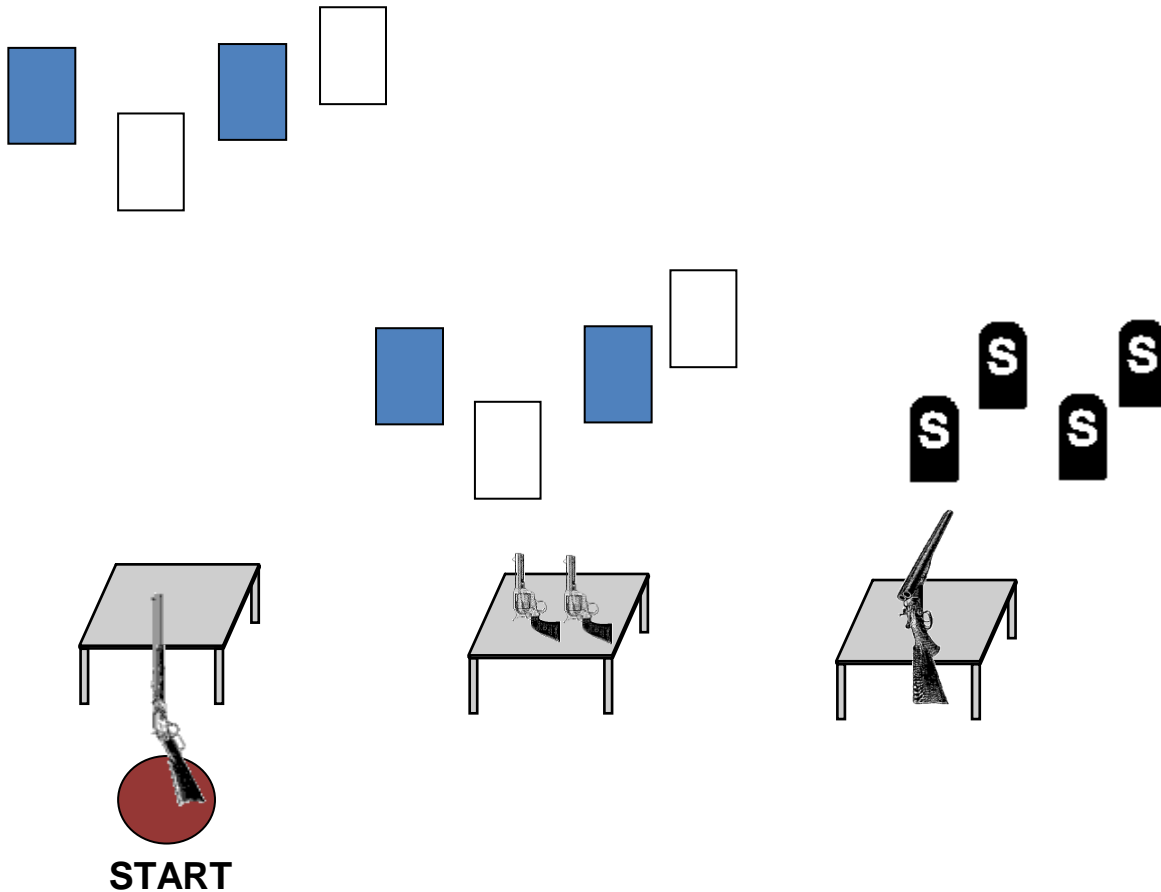
Procedure: Shooter will say "**I'm leaving Nevada!**" and wait for the beep.
After the beep, if starting on left, with rifle do a continuous Nevada sweep on the rifle targets. (Start on either end) Return rifle to table.
Move to center table and shoot pistols with the same instructions as the rifle.
Shotgun - shoot the four shotgun targets in any order.
(Return shotgun to table if starting there).

If starting on right, shoot shotgun, pistols, then rifle.

SRS SCARY OCTOBER '15 STAGES

Stage 2

You got out of Nevada, but it took a good fight.
Some of those guys followed you.



Ammo: Pistols 10, Rifle 10 Shotgun 4 +?

Staging: Two pistols, loaded with five rounds each and holstered. Rifle, loaded with 10 rounds at port arms. Shotgun staged on right table.

Starting Position: Standing with at least one foot touching the starting stone, rifle at port arms.

Procedure: Shooter will say "**This ain't Nevada!**" and wait for the beep.

After the beep, with rifle do a continuous Nevada sweep double tapping every other target. 1 - 2 - 1 - 2 - 1 - 2 - 1 (Start on either end)

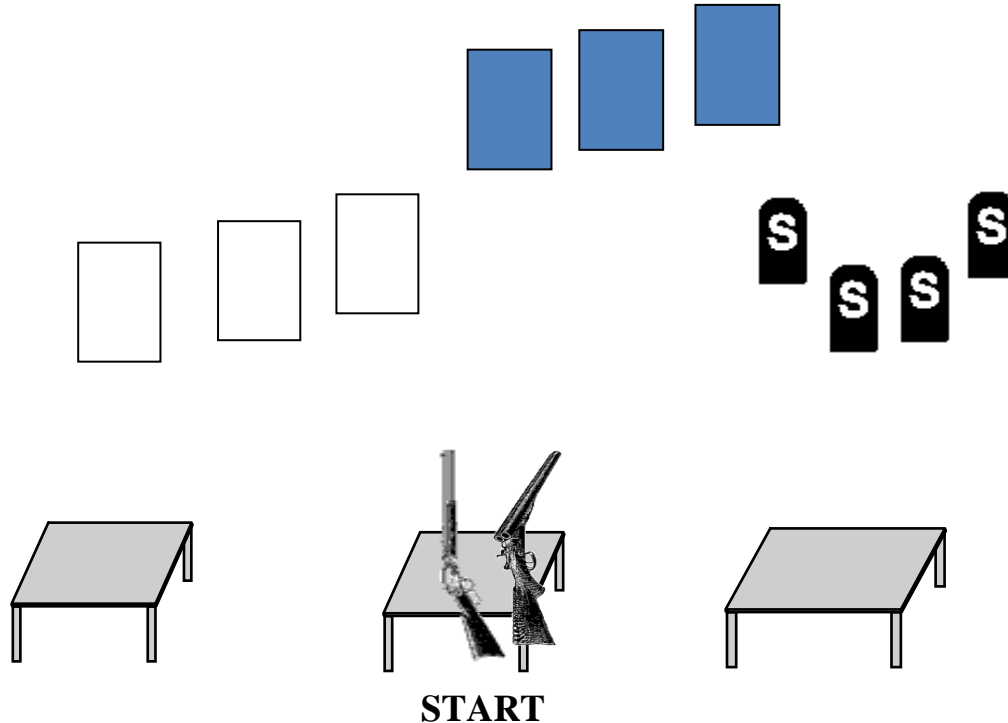
Move to center table and place rifle on table and with pistol, shoot pistols with the rifle instructions.

Move to Shotgun and shoot the four shotgun targets in any order.

SRS SCARY OCTOBER '15 STAGES

Stage 3

Stand and Deliver



Ammo: Pistols 10, Rifle 10 Shotgun 4+

Staging: Two pistols loaded with five rounds each and holstered. Rifle, loaded with 10 rounds, staged on the center table. Shotgun, with at least four rounds on your person, staged on the center table.

Starting Position: Standing behind the center table.

Procedure : Shooter will say "**Stand and Deliver!**" and wait for the beep. ATB, using pistols, shoot the pistol targets with a 3 - 4 - 3 sweep from either end.

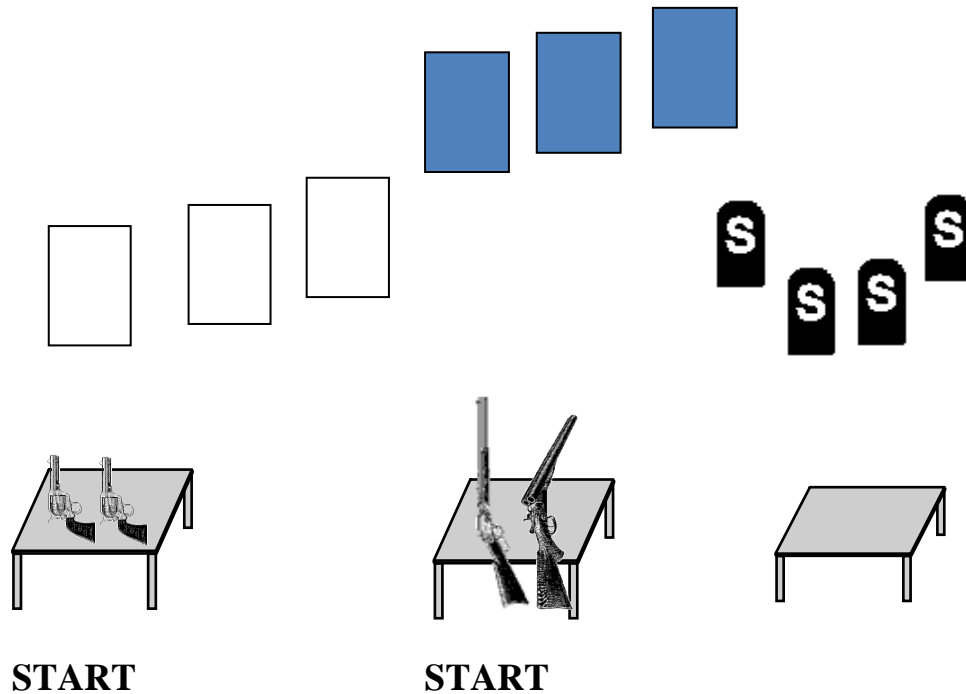
Retrieve rifle and repeat the instructions for the pistols.

Retrieve Shotgun and engage the shotgun targets.

SRS SCARY OCTOBER '15 STAGES

Stage 4

The infamous 5-on-3



Ammo: Pistols 10, Rifle 10 Shotgun 4+

Staging: Two pistols loaded with five rounds each and holstered. Rifle, loaded with 10 rounds, staged on the center table. Shotgun, with at least four rounds on your person, staged on the center table.

Starting Position: Standing behind the center of the left **or** center table.

Procedure : Shooter will say "**Five on 3!**" and wait for the beep.

ATB, **if starting at left**, shoot pistol targets with 5 shots, engaging** each target at least once. Repeat instructions.

Move to rifle . Repeat pistol instructions. (5 on 3, then 5 on 3)

Shotgun targets are engaged any order.

If starting on right, shoot shotgun, rifle, then pistols.

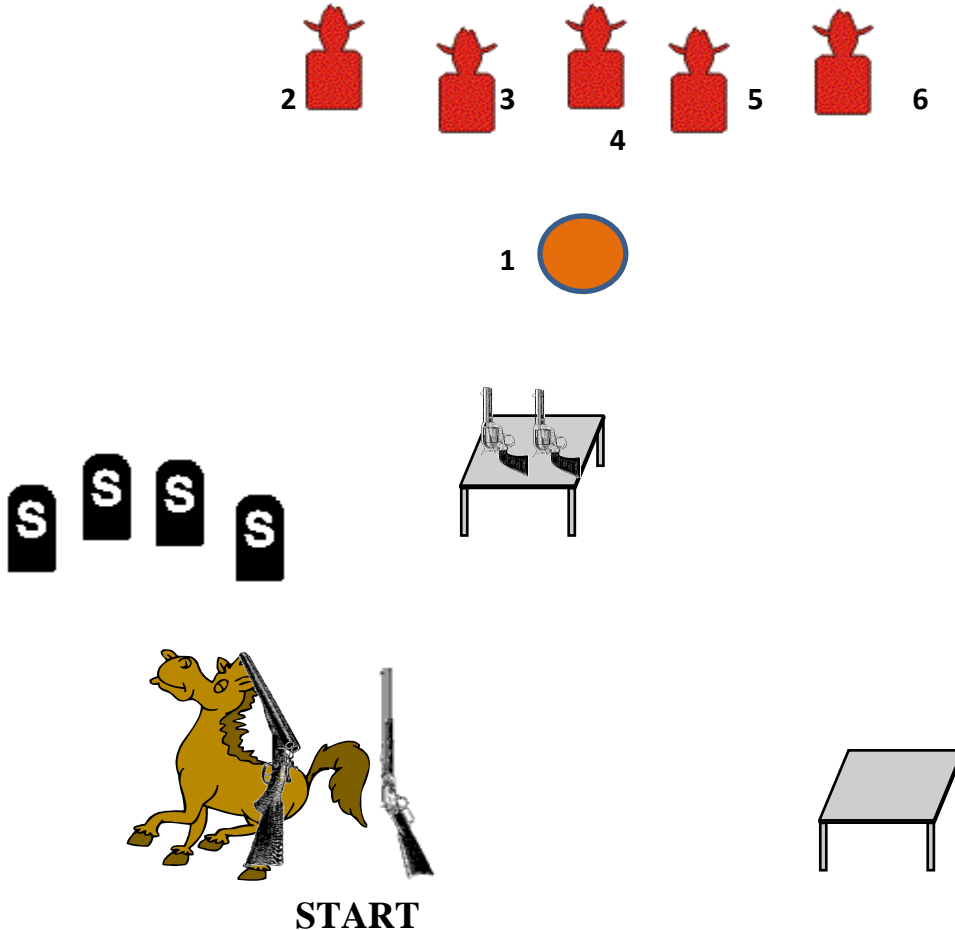
*** *It's okay to engage multiple targets, but you may marry only ONE!*

SRS SCARY OCTOBER '15 STAGES

Stage 5

Takin them to School

These guys are **SOOO Dumb**, they can't even count!
So you figure you will have to teach them . . . Before they go.



Ammo: Pistols 10, Rifle 10 Shotgun 4+

Staging: Pistols holstered, Rifle in hands. Shotgun staged on far table.

Start: Standing behind and slightly to the right of the horse, with rifle in hands.

Procedure: Say, "I can't count that far!"

ATB engage the 6 targets in a 1,2,1,3,1,4,1,5,1,6 sweep, make rifle safe on horse.
(Pointed at side berm)

With shotgun, knockdown 4 shotgun targets, any order.

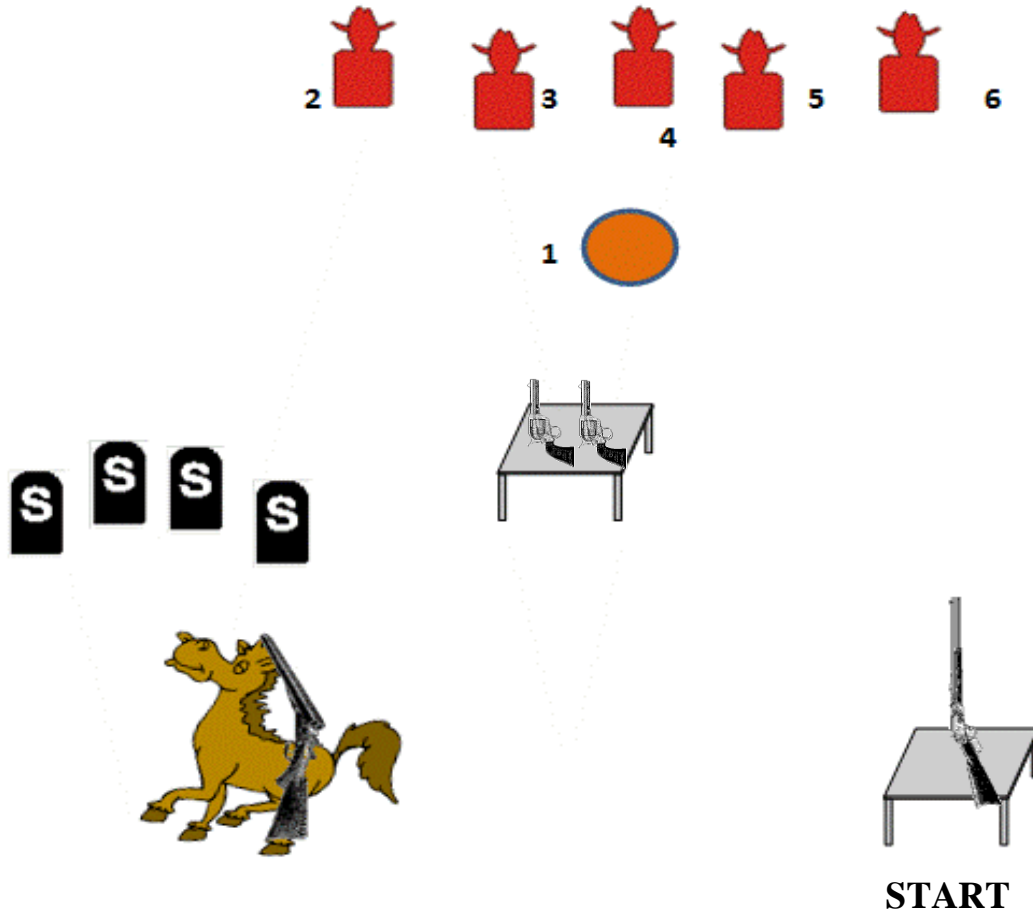
Return shotgun to the horse, pointing safely into the berm.

Move to center table and with revolvers engage the 6 revolver targets in a 1,2,1,3,1,4,1,5,1,6 sweep (i.e., 1st five 1,2,1,3,1; then 4,1,5,1,6).

SRS SCARY OCTOBER '15 STAGES

Stage 6

This is a long story about horses, shooting and moving and moving again. So make up yer own scary story and get to shootin!!!



Ammo: Pistols 10, Rifle 10 Shotgun 4+

Staging: Pistols holstered, Rifle on right table. Shotgun staged on horse.

Start: Standing with at least one foot behind right table.

Procedure: When ready, say "**That's MY Story!!!!**"

With rifle triple-tap R1, then shoot R2 through R6 once each (any order), then double tap R1.

Take rifle to horse, then shoot shotgun targets.

Move to forward table and with pistols repeat the instructions for the rifle.