




South River Shootists'
November 2015
Match Stages

Provided by Marauder & Crew

Warm up

They're sneaking to to get your Turkey!
So you have to
SAVE the Gobbler!!!



START

Ammo: Pistols 10, Rifle 10 Shotgun 4+

Staging: Two pistols, loaded with five rounds each and holstered. Rifle, loaded with 10 rounds, staged on horse. Shotgun, with at least four rounds on your person, staged on the horse.

Starting Position: Standing with at least one foot behind horse.

Procedure: Shooter will say "**Save the Turkey!!**" and wait for the beep. ATB, engage the 5 rifle targets in a double-tap Sweep from either end.

Place rifle on horse, pointing safely at berm.

Shoot the shotgun knockdown targets.

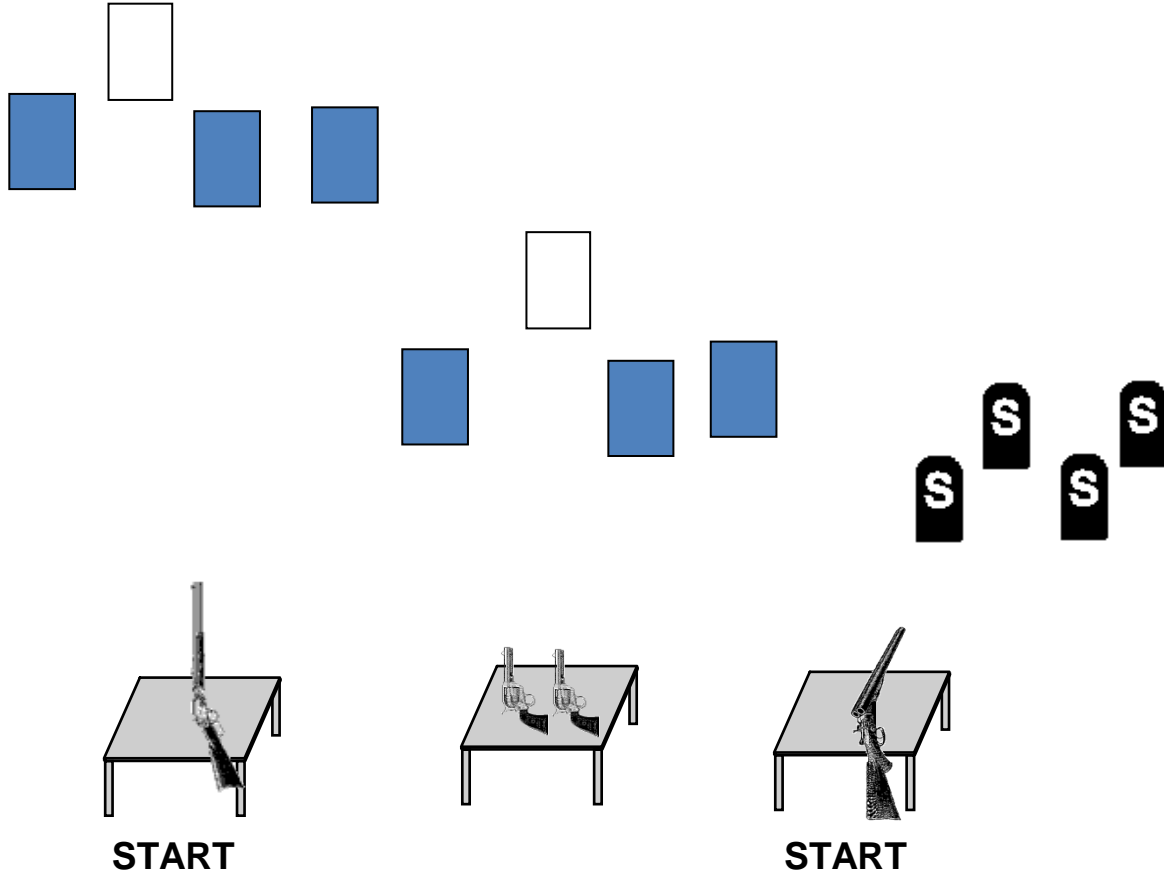
Return shotgun to horse, pointing at berm **OR** take it with you.

Move forward to table and engage pistols with same instructions as for the rifle.

SRS THANKSGIVING '15 STAGES

Stage 1

We have a Lot to be Thankful for!



Ammo: Pistols 10, Rifle 10 Shotgun 4+

Staging: Two pistols, loaded with five rounds each and holstered.
Rifle, loaded with 10 rounds, staged on left table.
Shotgun, with at least four rounds on your person, staged on right table.

Starting Position: Standing behind center of the table of the rifle **or** shotgun.

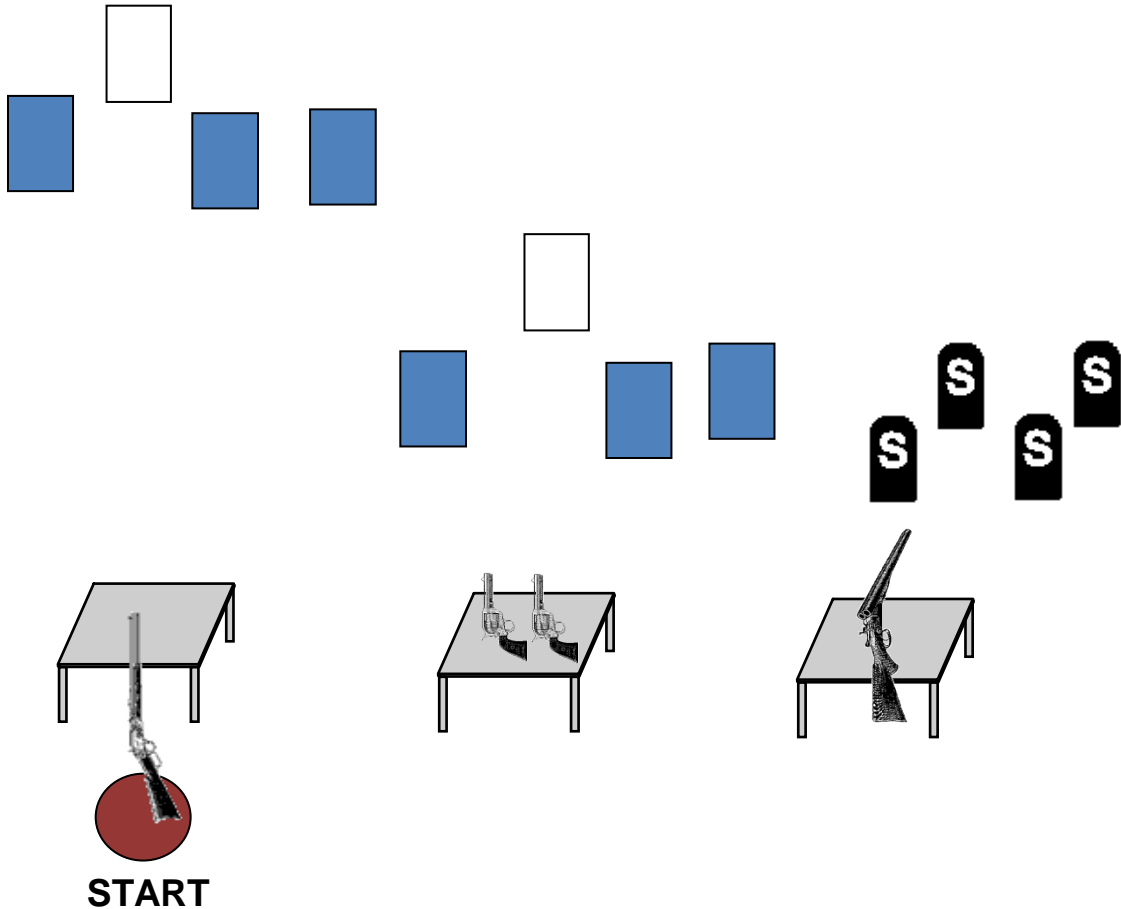
Procedure: Shooter will say "**Thanks!**" and wait for the beep.
After the beep, if starting on left, with rifle triple tap each colored target then hit the back target once. Return rifle to table.
Move to center table and shoot pistols with the same instructions as the rifle.
Shotgun - shoot the four shotgun targets in any order.
(Return shotgun to table if starting there).

If starting on right, shoot shotgun, pistols, then rifle.

SRS THANKSGIVING '15 STAGES

Stage 2

Some folks need to be reminded to be Thankful!



Ammo: Pistols 10, Rifle 10 Shotgun 4

Staging: Two pistols, loaded with five rounds each and holstered. Rifle, loaded with 10 rounds at port arms. Shotgun staged on right table.

Starting Position: Standing with at least one foot touching the starting stone, rifle at port arms.

Procedure: Shooter will say "**Ya Should a been more Thankful!**" and wait for the beep.

After the beep, from rifle location, shoot the back back target twice, then sweep the other three once. Repeat. Then rifle may be placed on table of your choice.

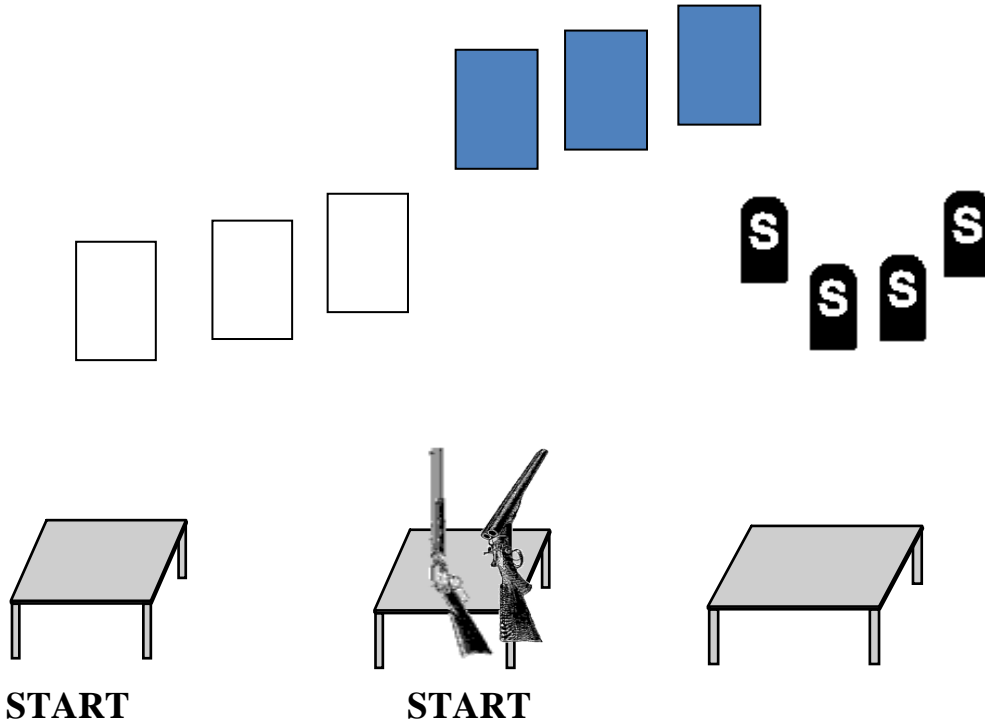
Move to center table and with pistol, shoot pistols with the rifle instructions.

Move to Shotgun and shoot the four shotgun targets in any order.

SRS THANKSGIVING '15 STAGES

Stage 3

I'm Thankful for This Stage



Ammo: Pistols 10, Rifle 10 Shotgun 4+

Staging: Two pistols loaded with five rounds each and holstered.
Rifle, loaded with 10 rounds, staged on the center table.
Shotgun, with at least four rounds on your person, staged on the center table.

Starting Position: Standing behind the left OR the center table.

Procedure : Shooter will say "**Thanks for this un!**" and wait for the beep. **If starting on left**, ATB, using pistols, shoot the pistol targets with a 2 - 1 - 2 sweep from either end. Repeat.

Retrieve rifle and repeat the instructions for the pistols.

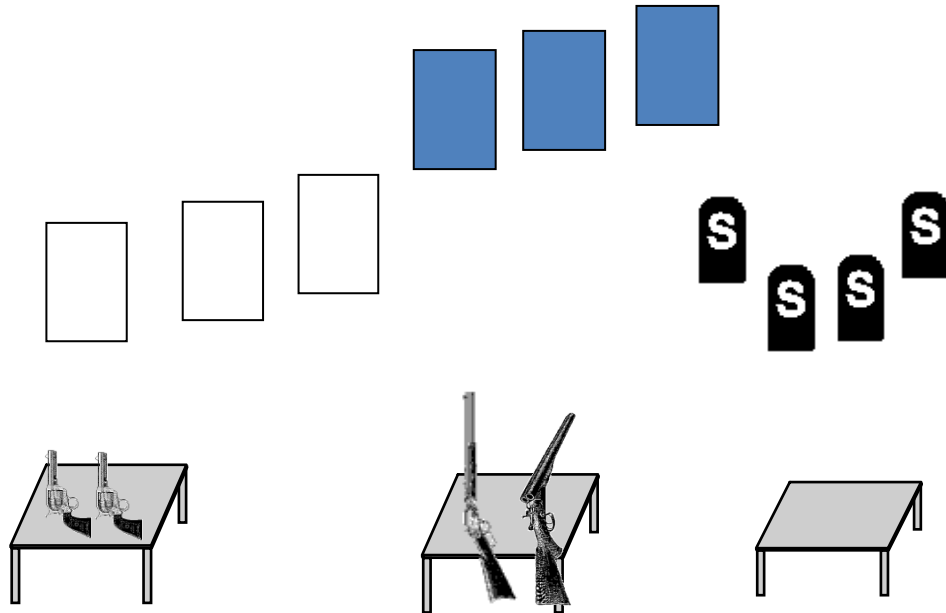
Retrieve Shotgun and engage the shotgun targets.

If starting on center table, shoot Shotgun, Rifle, then pistols. Place rifle on either table.

SRS THANKSGIVING '15 STAGES

Stage 4

I'm thankful it's only YOU guys!



START

Ammo: Pistols 10, Rifle 10 Shotgun 4+

Staging: Two pistols loaded with five rounds each and holstered. Rifle, loaded with 10 rounds, staged on the center table. Shotgun, with at least four rounds on your person, staged on the center table.

Starting Position: Standing behind the center of the left table.

Procedure : Shooter will say "**Thanks for these Guys!**" and wait for the beep.

ATB, shoot pistol targets 2 on first target, 2 on second and 6 on last.


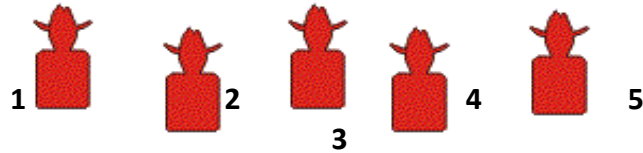
Move to rifle . Repeat pistol instructions.

Step away (at least one step) from the table and engage Shotgun targets any order.

SRS THANKSGIVING '15 STAGES

Stage 5

Some folks never learn
They called you a TURKEY!



Ammo: Pistols 10, Rifle 10 Shotgun 4+

Staging: Pistols holstered, Rifle in hands. Shotgun staged on horse.

Start: Standing behind and slightly to the right of the horse, with rifle in hands.

Procedure: Say, "I ain't no Turkey!"

ATB single tap R2, double tap R3, quad tap R4, double tap R3, single tap R2, make rifle safe on horse. (Pointed at side berm)

With shotgun, knockdown 4 shotgun targets, any order.


Return shotgun to the horse, pointing safely into the berm.

Move to center table and with revolvers engage the 3 center targets as you did with the rifle.

SRS THANKSGIVING '15 STAGES

Stage 6

It's time to bag your Turkey.
But first you are gonna bag These Turkeys!



Ammo: Pistols 10, Rifle 10 Shotgun 4+

Staging: Pistols holstered, Rifle on right table. Shotgun staged on horse.

Start: Standing with at least one foot behind right table.

Procedure: When ready, say "**I finally get You Turkeys!!!**"

With rifle sweep the 5 targets twice from either direction.

Take rifle to horse, restage safely at side berm. Then shoot shotgun targets.

Move to forward table and with pistols repeat the instructions for the rifle.