



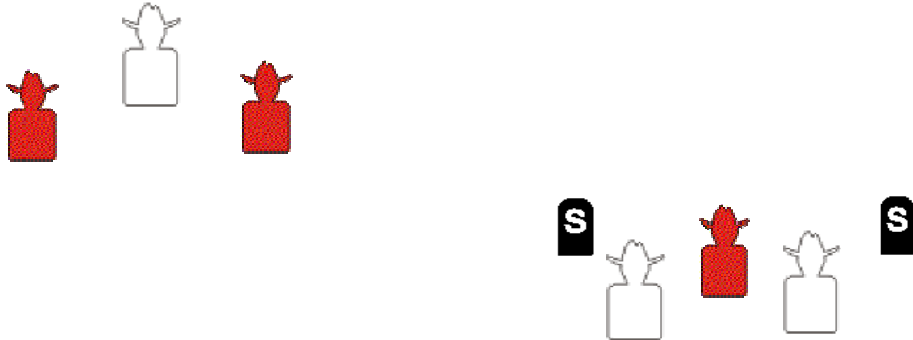
South River Shootists'
February 2015
Match Stages

Provided by Marauder & Crew

SRS COWBOYS FEBRUARY'15 SHOOT

WARM UP

Back in town after the Valentine's Dance.



START

Ammo: Pistols 10, Rifle 10 Shotgun 2+

Staging: Rifle on table in left door and shotgun on table in right door.
Pistols holstered.

Start: Standing in left doorway.

Procedure: Say, "Let's Dance!"

ATB, with rifle do a double tap Nevada sweep starting on either end.

Move to right door and shoot shotgun targets.

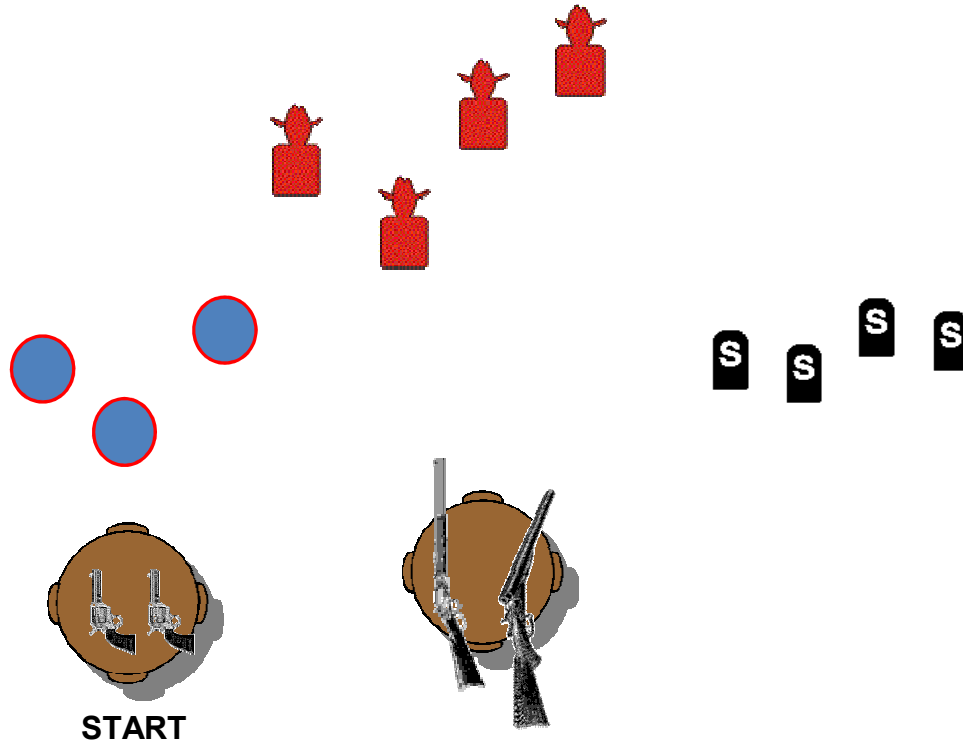
With pistols, shoot the same instructions as for the rifle.

WARM UP SIDE MATCH

SRS COWBOYS FEBRUARY'15 SHOOT

STAGE 1

Sorry ya missed Valentine's Day



Ammo: Pistols 10, Rifle 10 Shotgun 4+

Staging: Rifle and shotgun on right table. Pistols holstered.

Start: Standing behind left table. Pointing at first target.

Procedure: Say, "Yer still my Valentine!"

After the beep, with pistols shoot 5 on 3, shooting close to far.

Move to table, with rifle, shoot targets close to far.

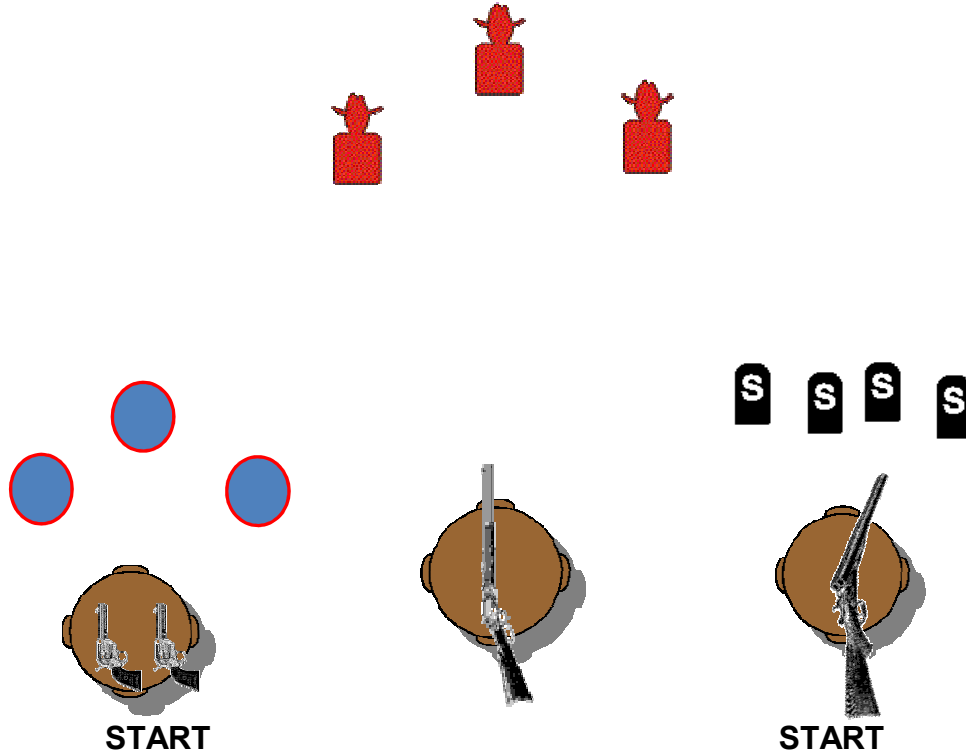
First target 3 times, then 7 shots on other three.

With shotgun, shoot knockdown targets.

SRS COWBOYS FEBRUARY'15 SHOOT

STAGE 2

Yup, just like chocolate, you're still my Sweetie!



Ammo: Pistols 10, Rifle 10 Shotgun 4+

Staging: Pistols holstered. Rifle on center table. Shotgun on right table.

Start: Standing behind left or right table.

Procedure: Say, "You and chocolate - MMMM Good!"

If starting on right, shoot for shotgun targets. Move to Rifle.

With rifle, shoot center target twice, then each outside target 4 times.

Move to last table shoot; center target once, the 4 on an outside target.

Then shoot center target again and 4 on the other outside target.

If starting on left, shoot pistols, rifle and then shotgun.

Note: Must have at least one foot behind table.

SRS COWBOYS FEBRUARY'15 SHOOT

STAGE 3

REO SPEEDWAGON

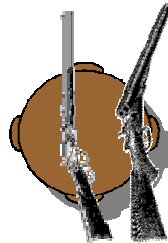
Was that fast?



R1



P1



START

Pistols loaded with 5 rounds each and holstered
Rifle loaded with 10 rounds and staged on table.
Shotgun staged ON table. 2 + rounds

Start: Standing behind table with one hand on rifle.

Procedure: When ready say, "How fast can I Go!"

At the beep, with rifle, do a Georgia sweep starting on the rifle target (R1).

With pistols, Georgia sweep P1 for 10 rounds.

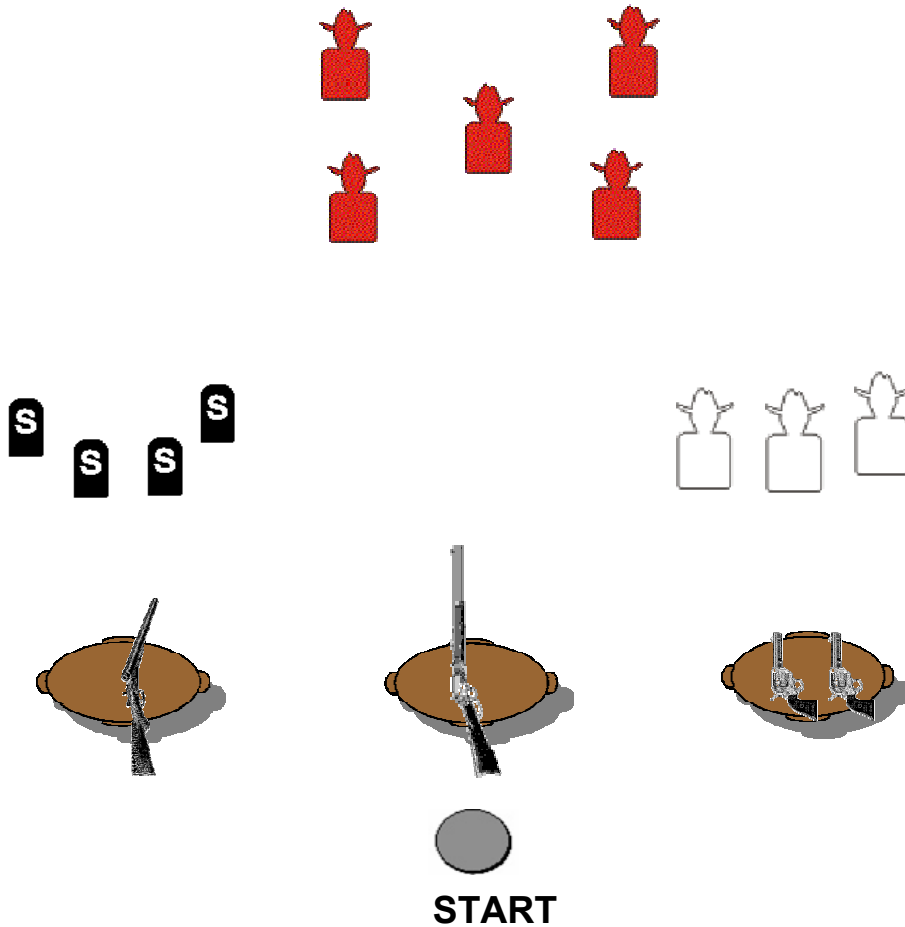
Shoot shotgun targets, any order.

Can't Fight This Feelin'

SRS COWBOYS FEBRUARY'15 SHOOT

STAGE 4

Cross my heart and hope to live!



Ammo: Pistols 10, Rifle 10 Shotgun 4+

Staging: Rifle on center table, shotgun on left table. Pistols holstered.

Start: Standing with one foot touching start stone. Arms crossed over chest.

Procedure: Say, "Well cross my heart!"

ATB move to gun of choice.

With pistols, do a 2 - 1 -2 sweep, then repeat from the same direction.

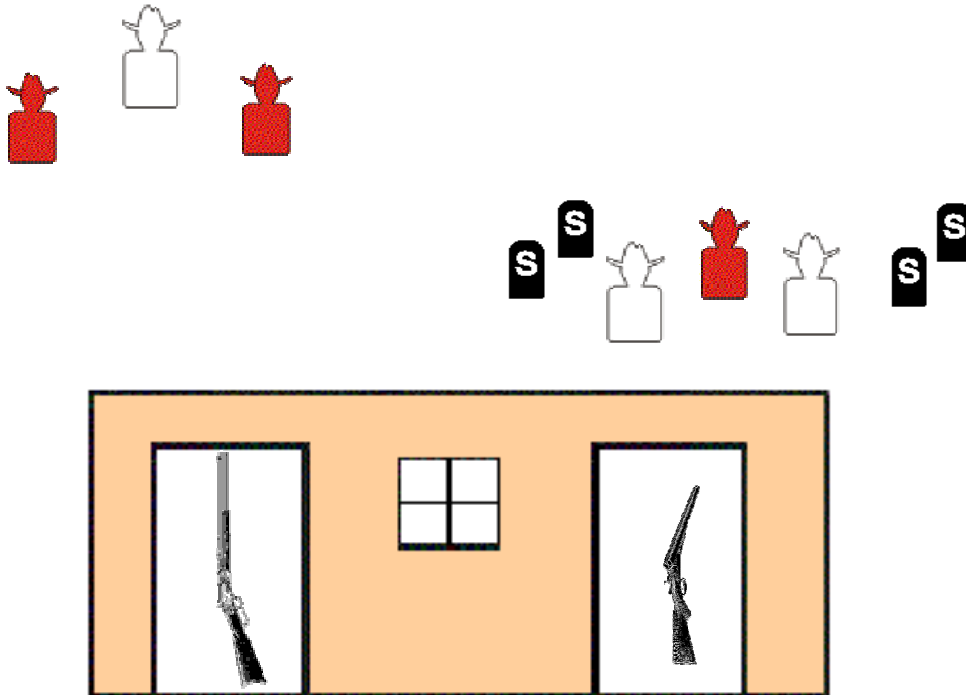
With rifle, engage the 5 targets as two separate diagonal Nevada Sweeps starting on any corner, making an "X" pattern. (Example, 1,2,3,2,1 then 4,2,5,2,4)

With shotgun, knock down the shotgun targets.

SRS COWBOYS FEBRUARY'15 SHOOT

STAGE 5

Back in town after the Valentine's Dance.



Ammo: Pistols 10, Rifle 10 Shotgun 4+

Staging: Rifle on table in left door and shotgun on table in right door.
Pistols holstered.

Start: Standing in left doorway.

Procedure: Say, "That was a lovely dance, Sweet Heart!"

ATB, with rifle do a continuous Nevada sweep, double taping the center target each time.

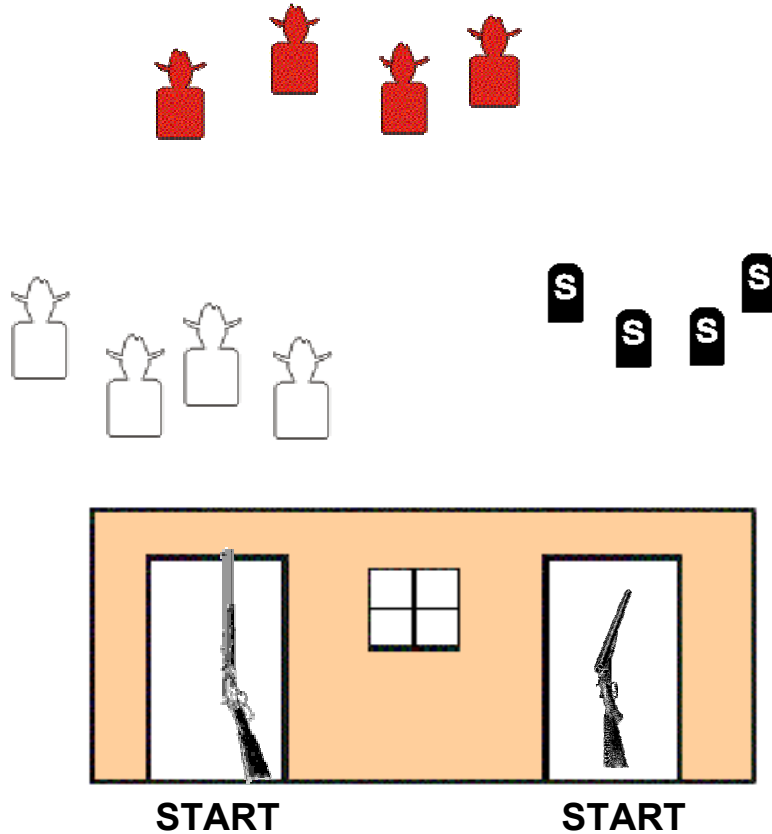
Move to right door and shoot shotgun targets.

With pistols, shoot the same instructions as for the rifle.

SRS COWBOYS FEBRUARY'15 SHOOT

STAGE 6

You call THIS Cold?!



Ammo: Pistols 10, Rifle 10 Shotgun 4+

Staging: Rifle on Left table and shotgun on right. Pistols holstered.

Start: Standing in Left or Right door. Hands on door frame at shoulder height.

Procedure: Say, "You call this COLD?"

If starting on right - Get shotgun, and shoot shotgun targets.

Move to rifle and double tap outside targets and triple tap inside targets - any order.

Shoot pistols using the rifle instructions.