

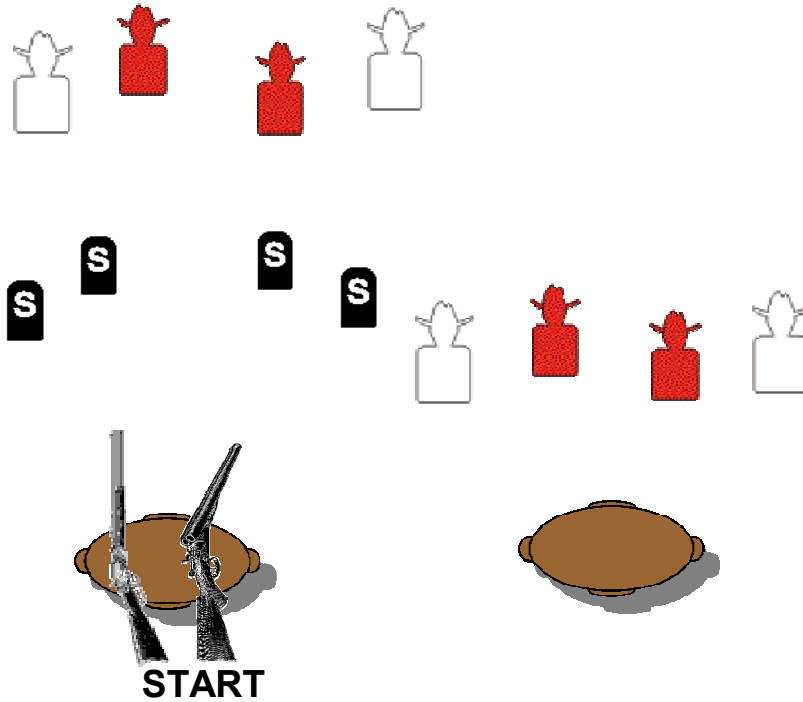


*Christmas 2015
Monthly Match
Stages*

Quick Stages for set-up and shooting - Then Eat!

Provided by Marauder & SRS Crew

WARM-UP



Ammo: Pistols 10, Rifle 10 Shotgun 4+

Staging: Pistols holstered, Rifle & Shotgun on Left table.

Start: Standing behind left table.

Procedure: Say, "Ring the Bells!"

After the beep, shoot the rifle targets in a 2 - 3 -3 -2 sweep.

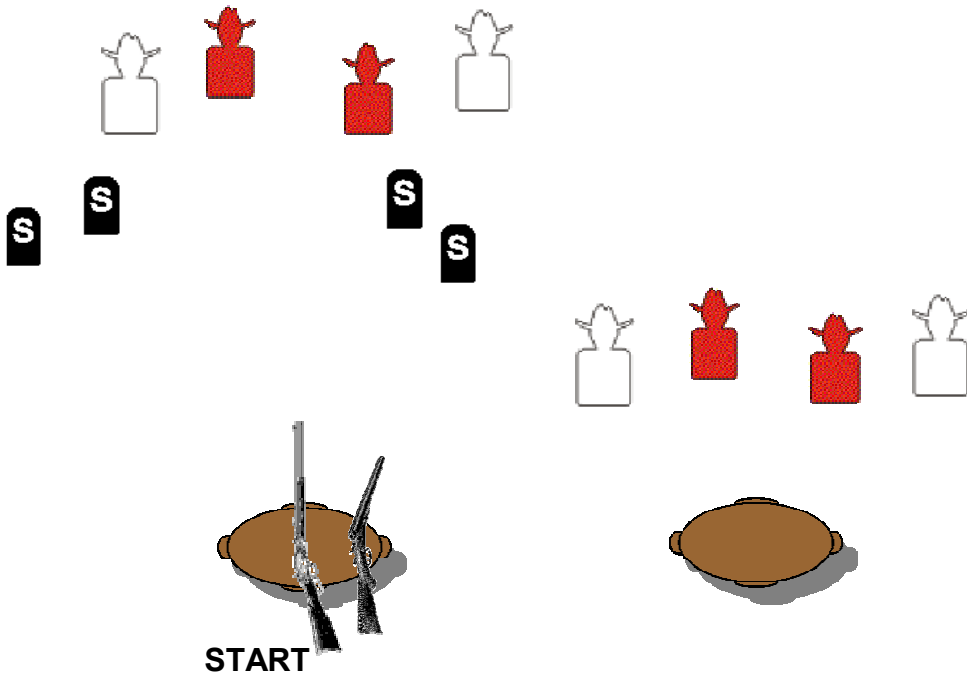
With shotgun, shoot shotgun targets until down.

Move to table and with pistols repeat the rifle instructions.

SRS COWBOYS CHRISTMAS '15 SHOOT

STAGE 1

Countin' "Presents"



Ammo: Pistols 10, Rifle 10 Shotgun 4+

Staging: Rifle and shotgun on Left table. Pistols holstered.

Start: Standing behind table.

Procedure: Say, "Countin' Presents??!"

After the beep, shoot rifle targets with Lawrence Welk sweep - from either end.

Get shotgun, and shoot shotgun targets.


Move to right table. With pistols, repeat rifle instructions.

Lawrence Welk Sweep - 1 shot on target 1, 2 shots on target 2, 3 on target 3 & 4 on target 4. (1 ana 2 ana 3 ana 4)

SRS COWBOYS CHRISTMAS '15 SHOOT

STAGE 2

A Not So Silent Night



Ammo: Pistols 10, Rifle 10 Shotgun 4+

Staging: Pistols holstered, Rifle & Shotgun on Left table.

Start: Standing behind right table. Hands on hat.

Procedure: Say, "Ring the Bells!"

After the beep, shoot the pistol targets in a Nevada sweep, double-tapping the white targets (bells)

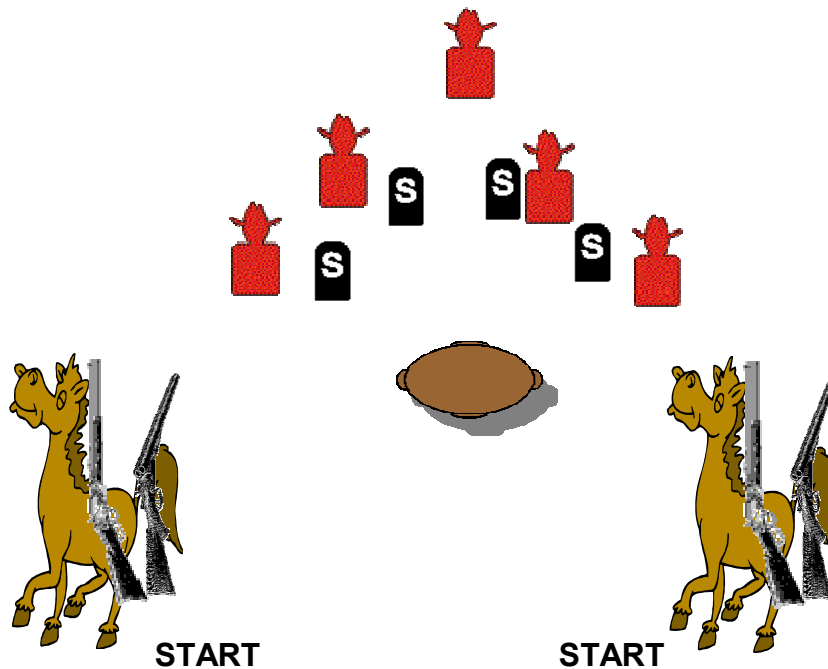
Move to table and with Rifle repeat the instructions used for the pistols.

With shotgun, shoot shotgun targets until down.

SRS COWBOYS CHRISTMAS '15 SHOOT

STAGE 3

They've got Rudolf Cornered. To the Rescue!



Ammo: Pistols 10, Rifle 10 Shotgun 4+

Staging: Pistols loaded with five rounds each and holstered. Shotgun open and empty on the horse. Rifle in hands

Start: Standing beside horse of choice. (Horses are facing berm.) Rifle in hands.

Procedure: Shooter says "I'm coming for ya!"

Engage Rifle/Pistol targets **in any order** with three rounds on each outer target, four rounds each on the inner targets and six on the center target.

ATB with rifle, shoot targets with 10 rounds.

Place rifle on horse with **muzzle pointed at the berm**.

Pick up shotgun and move to kicking distance of the table.

Engage shotgun targets in any order until down.

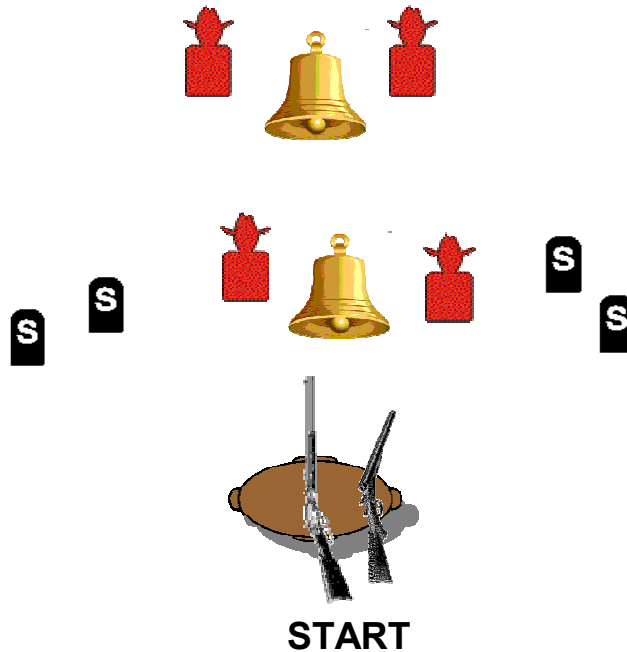
Use pistols to shoot remaining targets.

SRS COWBOYS CHRISTMAS '15 SHOOT

STAGE 4

Merry Christmas!!

They are trying to steal your Christmas bell! So you shoot the robbers, then ring the bell to check for damage. Keep at it until you get all the robbers.



Ammo: Pistols 10, Rifle 10 Shotgun 4+

Staging: Rifle with 10 rounds staged on table. Pistols holstered.
Shotgun on table

Start: Standing behind the table.

Procedure: Say, "A Clean Match for Christmas!"

After the beep, with rifle shoot the two (outside) robbers, then ring the bell twice.

Repeat, then finish the last 2 bad guys.

(Outside, outside bell, bell, outside, outside, bell, bell, outside, outside.)

With pistols, repeat the rifle instructions.

With shotgun, shoot the 4 knockdown targets.