

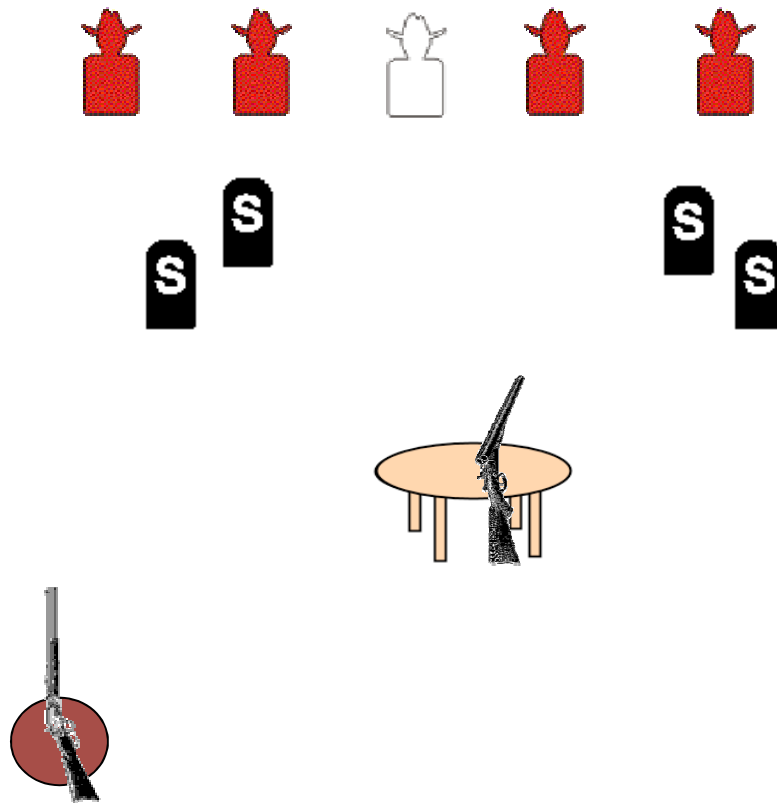


South River Shootists'
August 2015
Match Stages

With updates

Provided by Marauder & Crew

Warm up



START

Ammo: Pistols 10, Rifle 10 Shotgun 4+

Staging: Two pistols, loaded with five rounds each and holstered. Rifle, loaded with 10 rounds, at port arms. Shotgun, with at least four rounds on your person, staged on the horse.

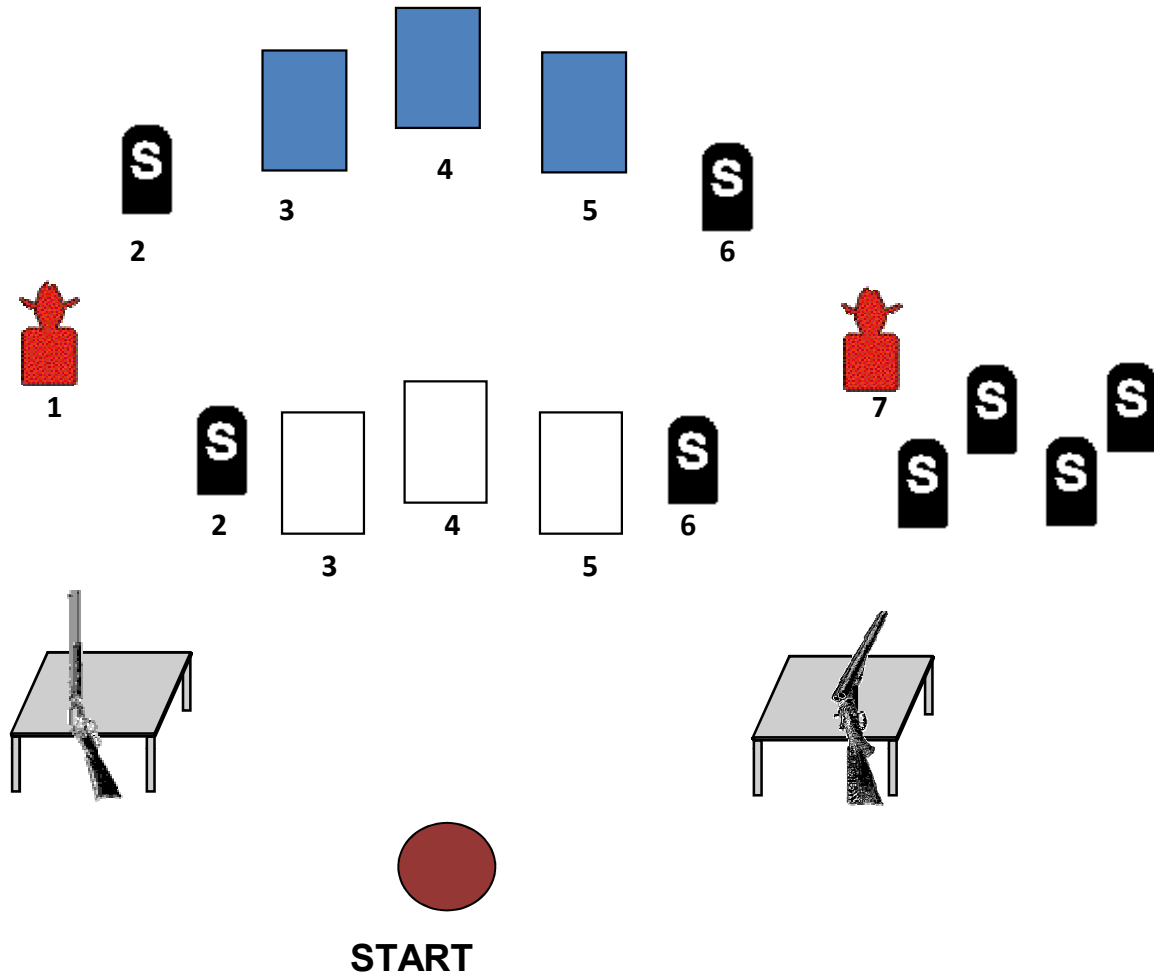
Starting Position: Standing with at least one foot touching the starting stone.

Procedure: Shooter will say "**LET'S SHOOT**" and wait for the beep. ATB, engage the rifle targets in a double-tap Sweep starting from either end. **Take rifle to next table.** Shoot pistols by REPEATING INSTRUCTIONS FOR THE RIFLE. Retrieve shotgun and engage the shotgun targets in any order.

SRS AUGUST '15 STAGES

Stage 1

I don't need not stinkin Shotgun . . Or do I?



Ammo: Pistols 10, Rifle 10 Shotgun 4 + ?

Staging: Two pistols, loaded with five rounds each and holstered. Rifle, loaded with 10 rounds, on a table. Shotgun staged on other table.

Starting Position: Standing with at least one foot touching the starting stone.

Procedure: Shooter will say "LET'S SHOOT" and wait for the beep.

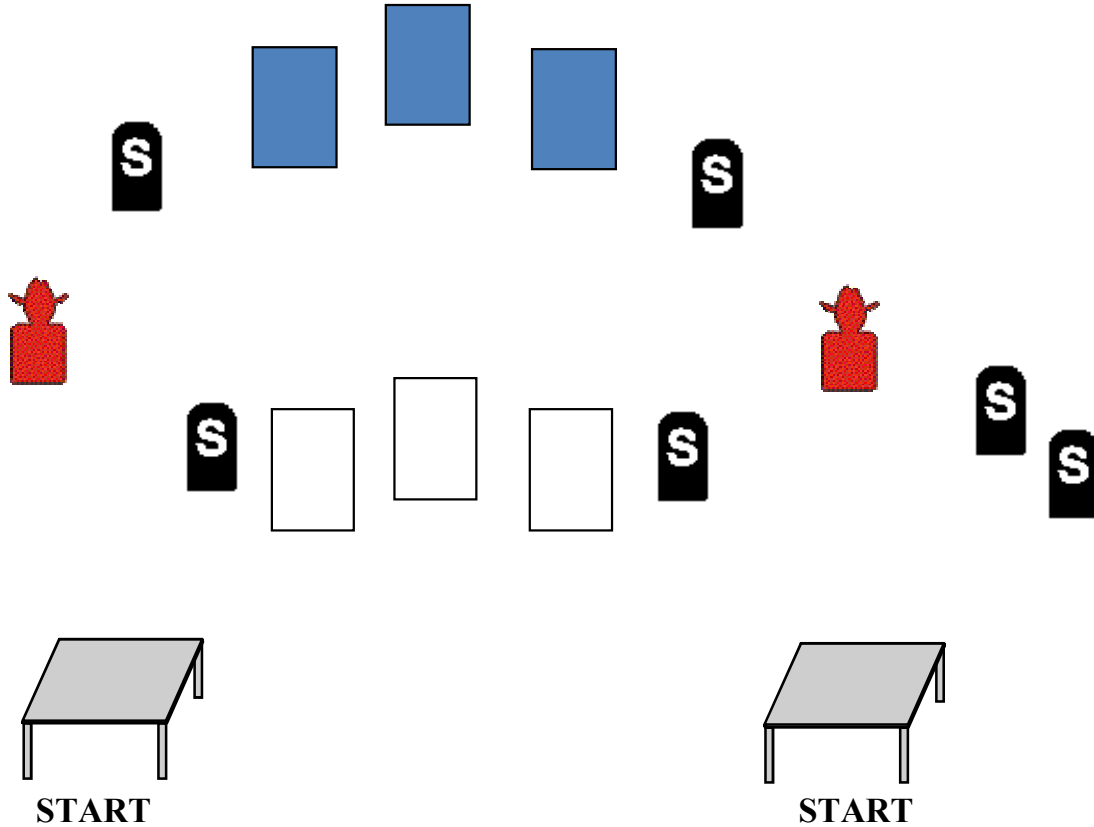
ATB, with rifle shoot outside target and sweep across for 5 shots. Then repeat starting on other side. For example: 1 - 2 - 3 - 4 - 5 then 7 - 6 - 5 - 4 - 3 .

Move between tables and with pistol, shoot outside target and sweep across for 5 shots. Then repeat starting on other side.

Shotgun shoot the four shotgun targets and then to clean up knockdowns as needed.

SRS AUGUST '15 STAGES

Stage 2



Ammo: Pistols 10, Rifle 10 Shotgun 6+

Staging: Two pistols, loaded with five rounds each and holstered.
Rifle, loaded with 10 rounds, staged on the table.
Shotgun, with at least four rounds on your person, staged on other table.

Starting Position: Standing behind the rifle.

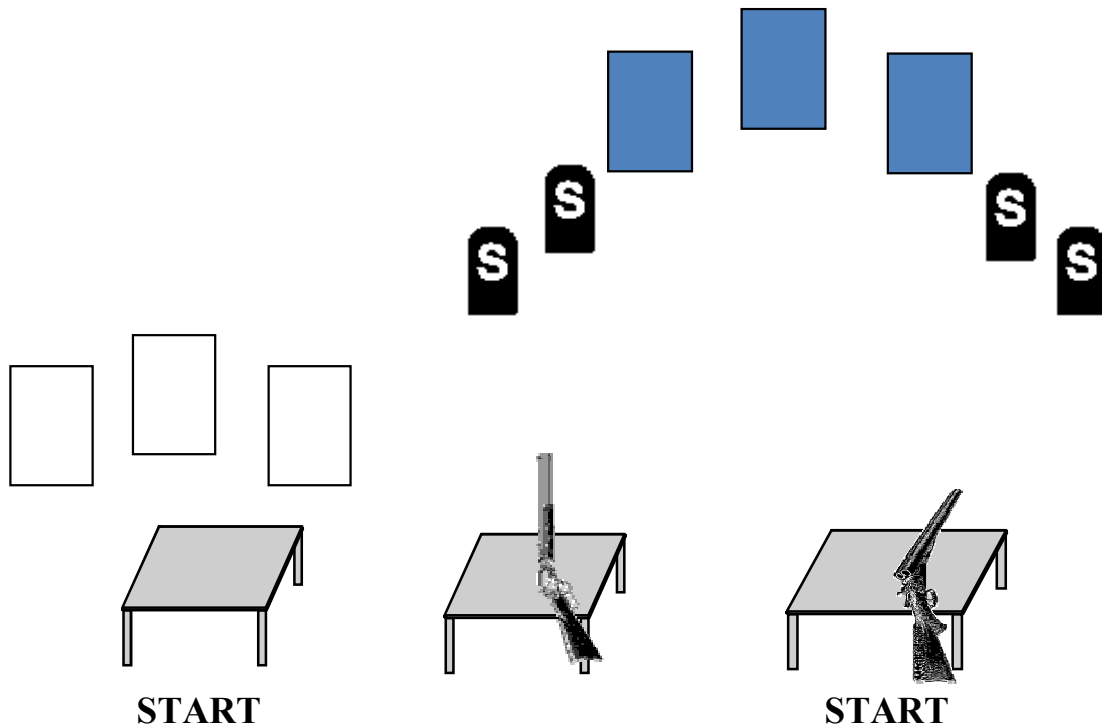
Procedure: Shooter will say "**This looks familiar**" and wait for the beep.

ATB, with rifle, engage an outside target, then triple tap each rectangle target.
Move between tables and using pistol, repeat rifle instructions.

Move to last table and engage the 6 of the 8 knockdown targets until down or at least depressed.

SRS AUGUST '15 STAGES

Stage 3



Ammo: Pistols 10, Rifle 10 Shotgun 4+

Staging: Two pistols loaded with five rounds each and holstered. Rifle, loaded with 10 rounds, staged on the center table. Shotgun, with at least four rounds on your person, staged on the RIGHT table.

Starting Position: Standing at either start position.

Procedure : Shooter will say "**Middle guy looks tough!**" and wait for the beep. ATB, if using pistols, engage the pistol targets shoot the middle guy twice, then sweep the three targets.

Retrieve rifle and, and repeat the instructions for the pistol.

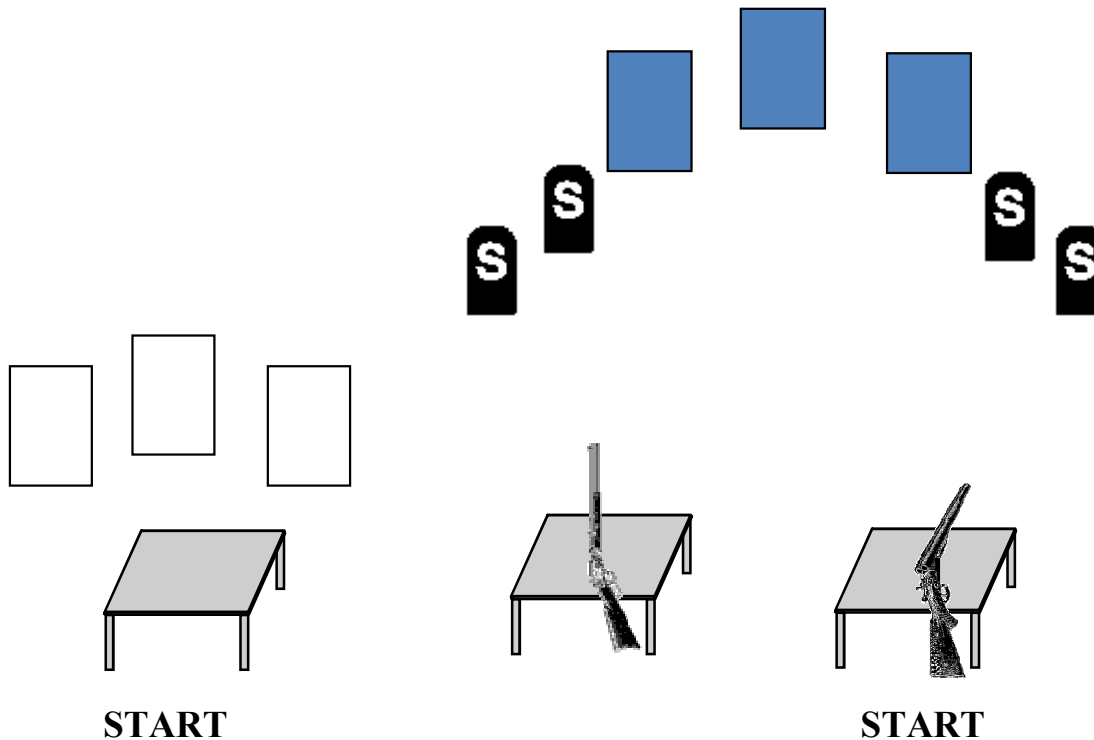
Retrieve Shotgun and engage the shotgun targets in any order.

If starting on right, shoot Shotgun, rifle, then pistols.

SRS AUGUST '15 STAGES

Stage 4

That sneaky guy in the middle again.



Ammo: Pistols 10, Rifle 10 Shotgun 4+

Staging: Two pistols loaded with five rounds each and holstered. Rifle, loaded with 10 rounds, staged on the center table. Shotgun, with at least four rounds on your person, staged on the right table.

Starting Position: Standing behind right or left table.

Procedure : Shooter will say "He's Sneaky!" and wait for the beep.

ATB shoot pistol targets in a CONTINUOUS Nevada sweep, starting with the middle target.

Move to rifle and repeat the pistol instructions.

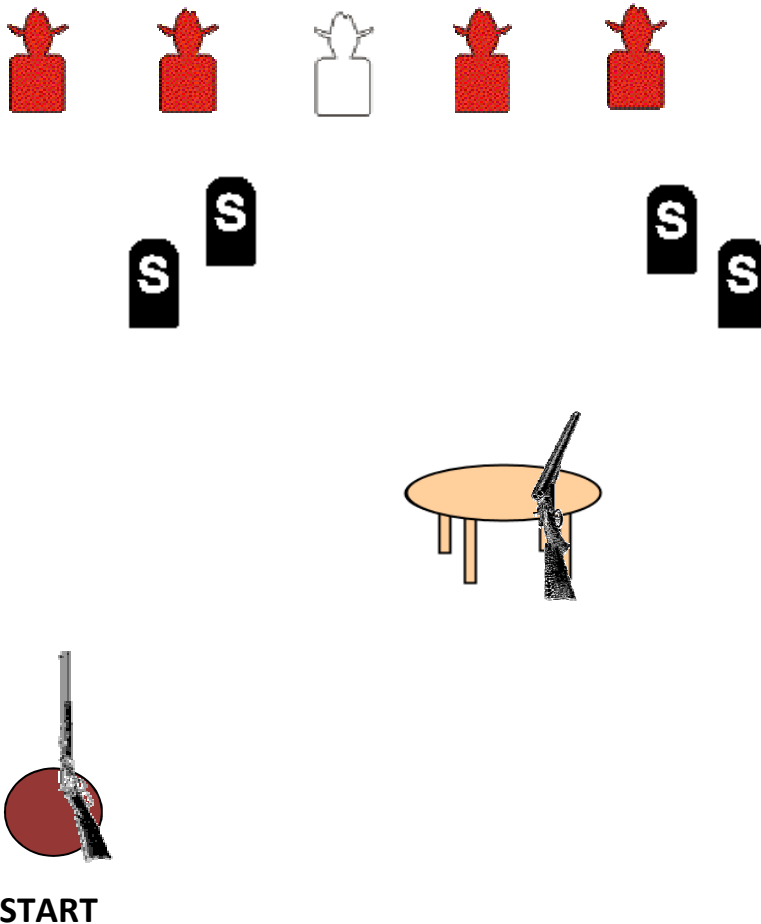
Shotgun targets are engaged any order.

If starting on right, shoot shotgun, rifle, pistols.

SRS AUGUST '15 STAGES

Stage 5

Yup, Famous Stage 5



Ammo: Pistols 10, Rifle 10 Shotgun 4+

Staging: Pistols holstered, Rifle in hand. Shotgun staged on right table.

Start: Standing touching stone, rifle pointed downrange in hand(s).

Procedure: When ready, say "**I'm coming for ya!!!**"

Starting on an outside target, shoot 2-1-2 on three adjacent targets, then repeat from opposite side. **TAKE Rifle to next table!**

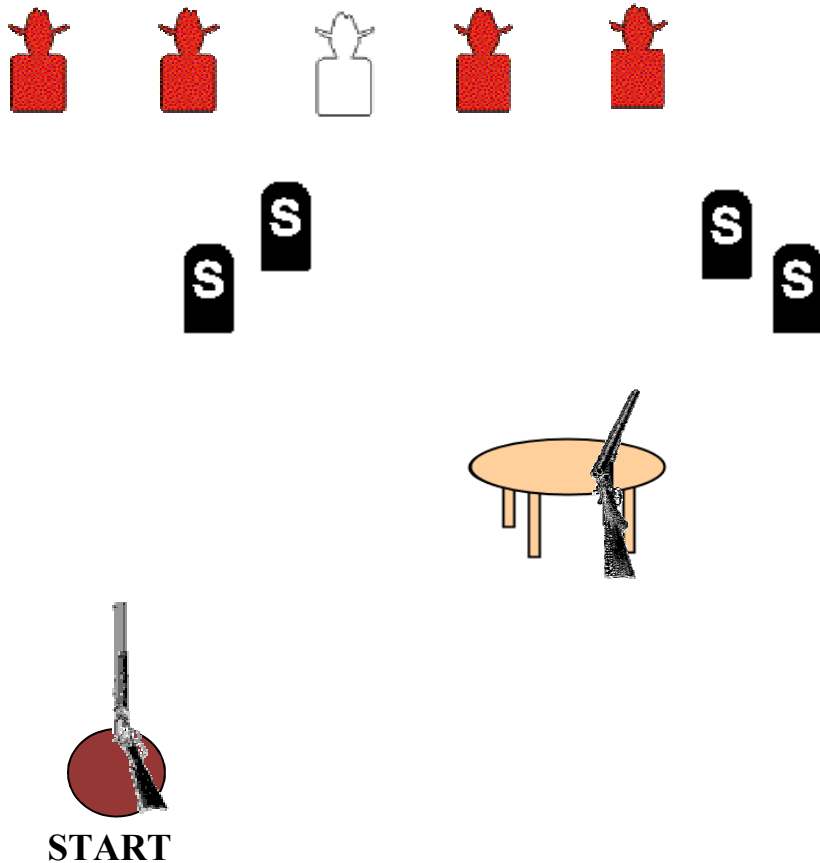
Pistol, repeat instruction for rifle.

Shoot 4 shotgun targets, any order.

SRS AUGUST '15 STAGES

Stage 6

The Last Stage, for some at least..



Ammo: Pistols 10, Rifle 10 Shotgun 4+

Staging: Pistols holstered, Rifle at port arms. Shotgun staged on right table.

Start: Standing with one foot touching stone, rifle at port arms.

Procedure: When ready, say "**Are we there yet?!!!**"

With rifle do a Lawrence Welk Sweep (Not shooting the center target) **Take Rifle to next table.**

With pistol, repeat rifle instructions. Shoot shotgun targets, any order.

Lawrence Welk Sweep - 1 on Tgt 1, 2 on 2, 3 on 3 and 4 on 4th target.