



*Thanksgiving 2014
Monthly Match
Stages*

Provided by Marauder & Crew

SRS Cowboys Thanksgiving '14 Shoot

STAGE 1

Talking the Judge Out of a Sentence

Yer accused of or horse theft and even the Horse testifies against you!

To avoid being hung, you convince Judge Roy Bean that you know Lilly Langtree.



START

Ammo: Pistols 10, Rifle 10 Shotgun 2+

Staging: All guns staged on table/bar

Start: Standing behind table/bar

Procedure: Say, "Thank you, Lilly Langtree!"

After the beep, shoot the pistol targets once on each knockdown, and three on the center, no order. Replete with next five rounds.

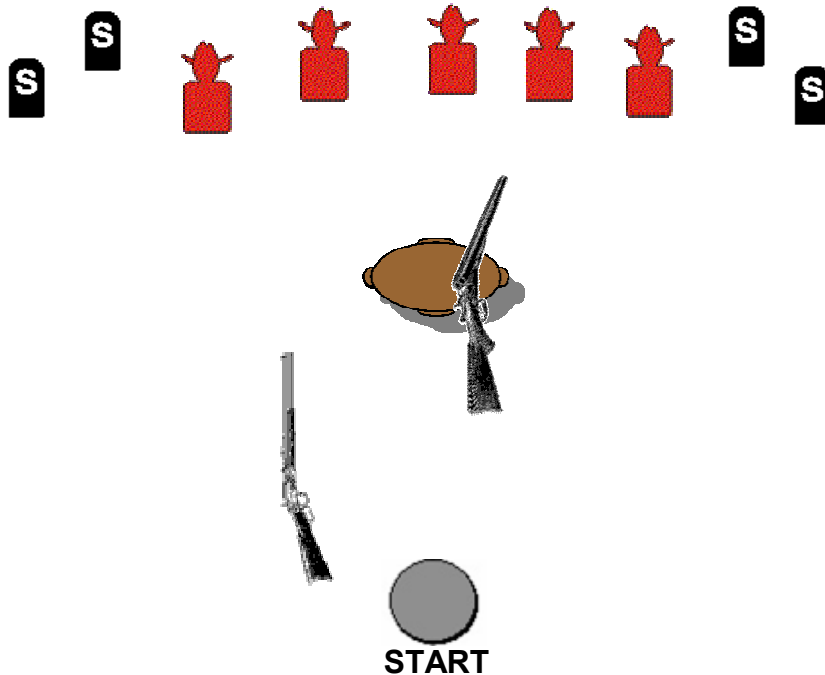
With Rifle, in any order, shoot outside targets once each and the 4 inner targets twice each, **but with no double taps.**

With shotgun, shoot shotgun targets, then as you wish, pick up any other standing knock-downs

SRS Cowboys THANKSGIVING '14 SHOOT

STAGE 2

Thank God for Cowboy Shootin!!



Ammo: Pistols 10, Rifle 10 Shotgun 4+

Staging: Rifle pointed down range.
Shotgun on table, pointing down range

Start: Standing one foot touching the stone.

Procedure: Say, "Thank God for Cowboy Shootin!"

After the beep, shoot rifle targets- Double tap the three inner targets, then alternate on the two outside targets one at a time - 10 shots total.

Take rifle and move to the next table.


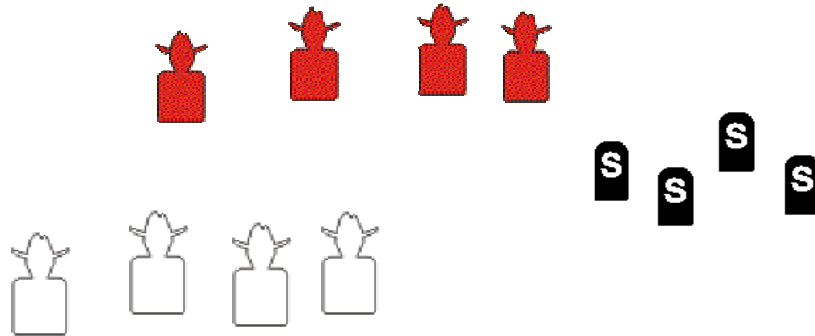
Shoot shotgun targets any order. Make shotgun safe.

With pistols, repeat the instructions for the rifle targets.

SRS Cowboys THANKSGIVING '14 SHOOT

STAGE 3

I Hate Nevada!



Ammo: Pistols 10, Rifle 10 Shotgun 4+

Staging: Rifle and shotgun on table. Pistols holstered.

Start: Standing behind table.

Procedure: Say, "**But I hate Nevada!**"

After the beep, shoot rifle targets with 1,1,2,3,4,4,3,2,1,1 - starting on either side.


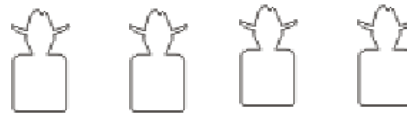

With pistols, same instructions as the rifle.

Get shotgun, move towards shotgun targets and do NOT do a Nevada sweep.

SRS Cowboys THANKSGIVING '14 SHOOT

STAGE 4

Thanks for Turkeys!



Ammo: Pistols 10, Rifle 10 Shotgun 4+

Staging: Pistols holstered, Rifle & Shotgun on table.

Start: Standing at center of pistol targets, hands on pistols

Procedure: Say, "Thanks for Turkeys!"

After the beep, shoot the pistol targets 1,22,33,22,33,4, starting on left or right side.

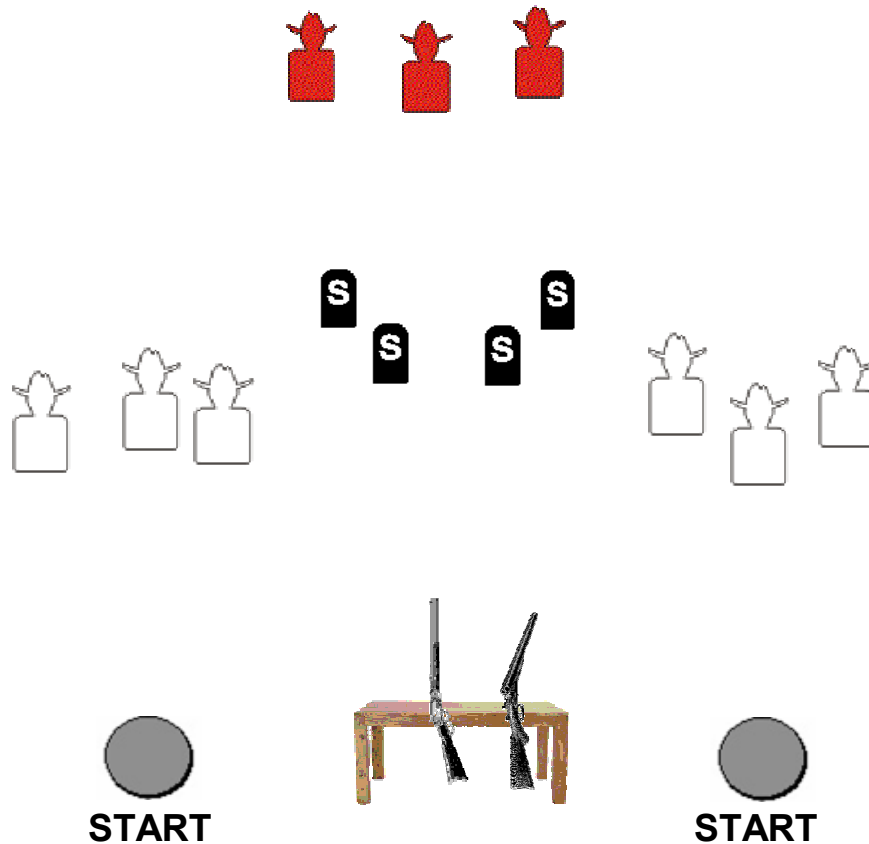
Move to table and with Rifle repeat the instructions used for the pistols.

With shotgun, shoot shotgun targets until down or at least depressed.

SRS Cowboys Thanksgiving '14 Shoot

STAGE 5

Side to Side



Ammo: Pistols 10, Rifle 10 Shotgun 4+

Staging: Pistols holstered, Rifle & Shotgun on table.

Start: Standing either left or right side - one foot touch starting stone.

Procedure: Say, "Side to Side!"

After the beep, shoot the pistol targets 1 shot on the middle, then two on each outside target. You may double-tap outside targets if you prefer or not.

Move other side and repeat. Watch the 170 degree rule.

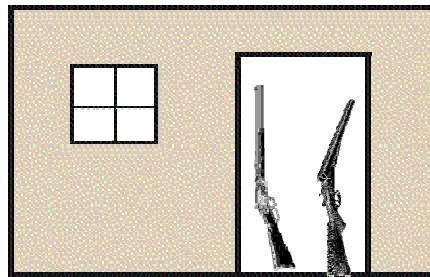
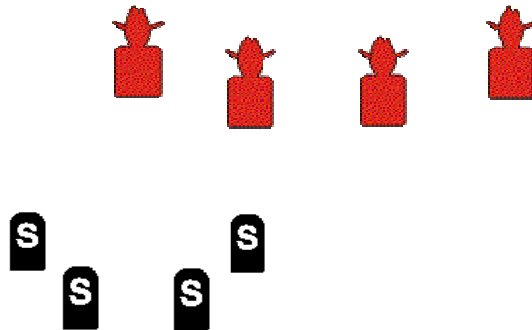
Move to center, get rifle and repeat pistol instructions.

With shotgun, shoot shotgun targets.

SRS Cowboys THANKSGIVING '14 SHOOT

STAGE 6

Where do YOU Stand?



START

Ammo: Pistols 10, Rifle 10 Shotgun 4+

Staging: Pistols holstered, Rifle & Shotgun on table.

Start: Standing looking through window.

Procedure: Say, "Where do You Stand?"

After the beep, move to door, get rifle.

Shoot rifle targets 3 - 2 - 2 - 3.

With pistols, repeat instructions for rifle.

With shotgun, shoot shotgun targets.