



February 2014
Monthly Match
Stages

Stages by Cassalong Hopidy

Stage 1 Bay 12 February 2014

Choice Match

Stage One— Round count: 10 Rifle, 10 Pistol, 4+ Shotgun on person

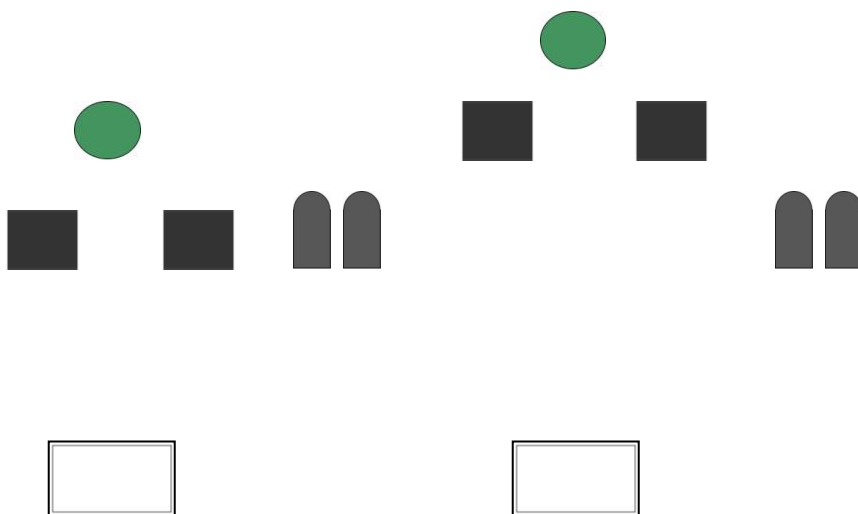
Man from Little River and Big John Denny were riding the ranch when they came across three bad hombres trying to steal some of their cattle. Caught red-handed and knowing the penalty for rustling, the three lined up for a gunfight. Big John growled low to his pard: "I'll take care of the others. You put two on the one in the middle."

Shooting order: Shooter's choice, but rifle not last.

Starting Position: Standing behind left or right table, hands raised above shoulders.

Staging: Two pistols loaded with 5 rounds each and holstered. Rifle, loaded with 10 rounds, and shotgun, both staged on right table.

Procedure: Say "**Put two on the one in the middle**" ATB, shooter's choice, but rifle may not be shot last. With the pistols, from behind left table, shoot the center target with 2 rounds, then shoot the rectangles with 1 round each from either side, then repeat with the next four rounds, then finish by double tapping the center target (2-2-1-3-2-2-1-3-2-2). With rifle, shoot the rifle targets following the same instructions as for pistol. With shotgun shoot the 4 knockdowns in any order.



Tables

Stage 2 Bay 11 February 2014

Stage Two—10 Rifle, 10 Pistol, 4+ Shotgun


McKenzie River Drifter thought the four men looked suspicious, and said as much to Curly George. Milling about the bank entrance, just before closing, talking in low voices, and looking furtively about, their intentions were clear enough. **“I’ll call them out,”** Curly whispered, “and if they are looking for a fight, you take the two on the left. I guess they got us outnumbered 2 to 1.”

Shooting order: Shooter’s choice, but rifle not last..

Starting Position: Standing behind left or right table or barrel, arms crossed at chest level.

Staging: Two pistols loaded with 5 rounds each and holstered. Rifle, loaded with 10 rounds, staged on right table. Shotgun staged on left table.

Procedure: Say **“They got us 2-2-1.”** ATB shooter’s choice, but rifle may not be shot last. With rifle, from behind right table, shoot 5 rounds double tapping 2 adjacent targets (i.e., the 2 on the left or the 2 on the right), then single tapping one of the targets on the other side; then double tap the targets on the side opposite the one on which you started, then single tap one of the targets on the other side (e.g., 1-1-2-2-3-4-4-3-3-2). No triple taps. With shotgun, from left table shoot 4 knockdowns in any order. With pistols, from behind barrel, follow the same instructions as for rifle.



Table



Table



Barrel

Stage 3 Bay 10 February 2014

Stage Three—10 Rifle, 10 Pistol, 4+ Shotgun

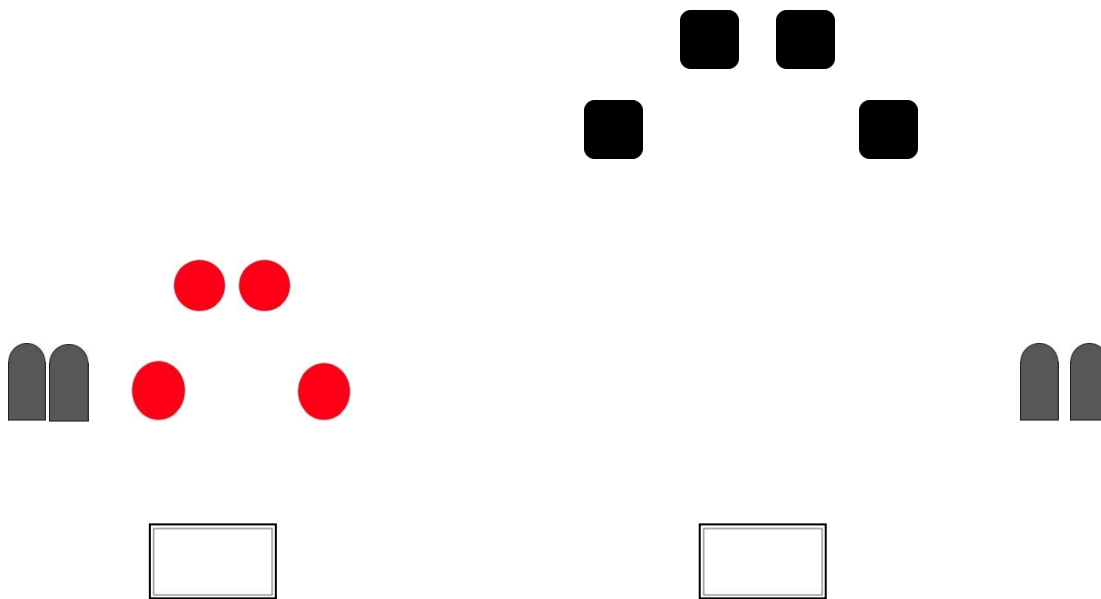
When the black flies found their horses, Dungannon Gunner and D.Q. Jones had their hands full. The four horses tore free of their tethers and ran pell mell through the small campsite, knocking over the coffee pot and trampling the bed rolls. As they tried to restore order, Dungannon observed that “This is like herding cats.”

Shooting order: Shooter’s choice, rifle not last.

Starting Position: Standing behind left or right table, both hands on hat.

Staging: Pistols loaded with 5 rounds each and holstered. Rifle loaded with 10 rounds staged on right table. Shotgun staged on left or right table.

Procedure: Say “**This is like herding cats!**” ATB, shooter’s choice, but rifle may not be shot last and shotgun must be shot from behind both left and right tables. With shotgun, from behind left table, shoot 2 knockdowns on left in any order. Shoot the 2 knockdowns on the right in any order from behind right table. With pistols sweep the targets continuously starting from either end in a Cat Herder’s Sweep, double tapping the end targets and single tapping the middle targets (1-1-2-3-4-4-3-2-1-1) With rifle, sweep the targets continuously starting from either end in a Cat Herder’s Sweep (following same instructions as for pistols).



Tables

Stage 4 Bay 1 February 2014

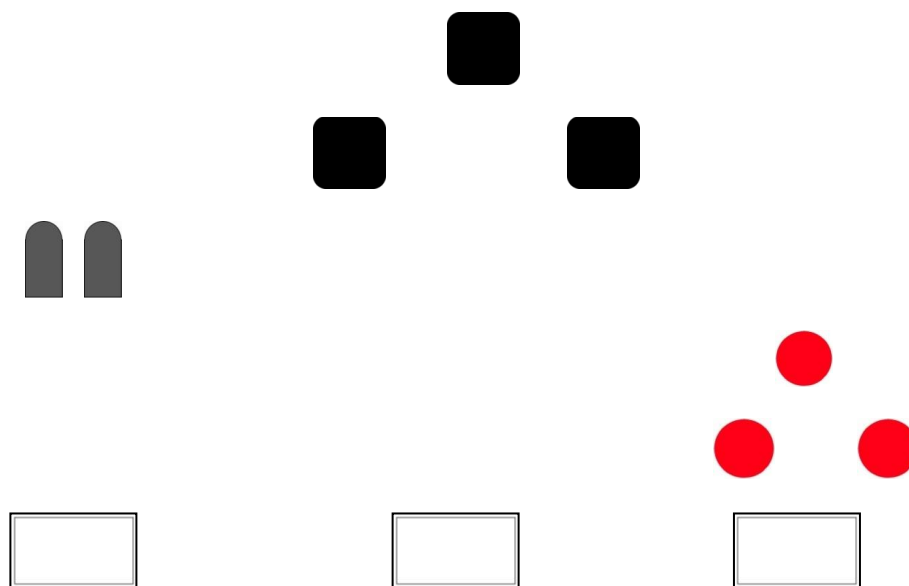
Stage Four—10 Rifle, 10 Pistol, 2+ Shotgun

The Chisolm Trail Kid and Phantom Rider had ridden a little farther than they meant to and now looked down their back trail, anxious about getting home before dark. Seeing two snow-capped peaks in the distance, Kid grinned. “I remember now what Dad told me—always return to the one on the left.”

Staging: Pistols loaded with 5 rounds each and holstered. Rifle loaded with 10 rounds and staged on center table. Shotgun, open and empty, staged on left table.

Starting Position: Behind any table, hands on pistol grips.

Procedure: Say “**Return to the one on the left.**” ATB, shooter’s choice, rifle not last. With pistols, sweep the 3 targets, starting from either end, as follows: 1-1-2-2-1-1-3-3-1-1. With the rifle, sweep the 3 far targets following the same instructions as for pistols. Make rifle safe on either table. Retrieve the shotgun and shoot the 2 knockdowns in any order.



tables

Stage 5 Bay 8L February 2014

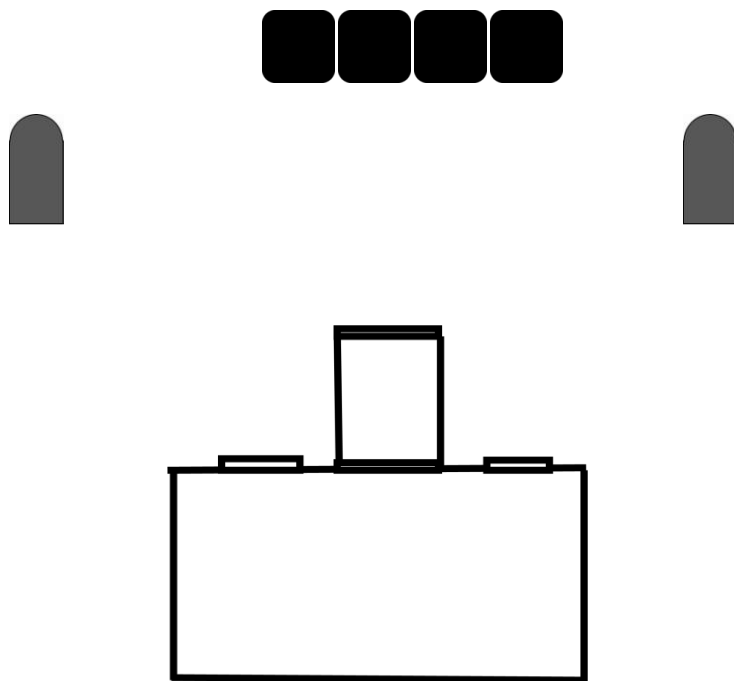
Stage Five—10 Rifle, 10 Pistol, 2+ Shotgun

Skeet Single Action nudged Booter. “I know these two mangy scoundrels. They’re mean but they can’t shoot any better than they can dance, and there’s more than one gal at the saloon with bruised feet as a result of taking a twirly with them. Well sir, there’s one for you and one for me.”

Staging: Pistols loaded with 5 rounds each and holstered. Rifle loaded with 10 rounds and shotgun, open and empty, staged on doorway shelf.

Starting Position: Standing outside door, arms extended at chest height, holding one finger up on one hand and four up on the other.

Procedure: Say “**One-Four You and One-Four Me.**” ATB, shooter’s choice but rifle not last. With rifle shoot the four targets, starting from either end, in a 1-4-1-4 sweep, i.e. one on 1, 4 on 2, 1 on 3, and 4 on 4. With pistols shoot the four targets following the same instructions as for rifle. With shotgun, shoot the 2 targets in any order.



Stage 6 Bay 8R February 2014

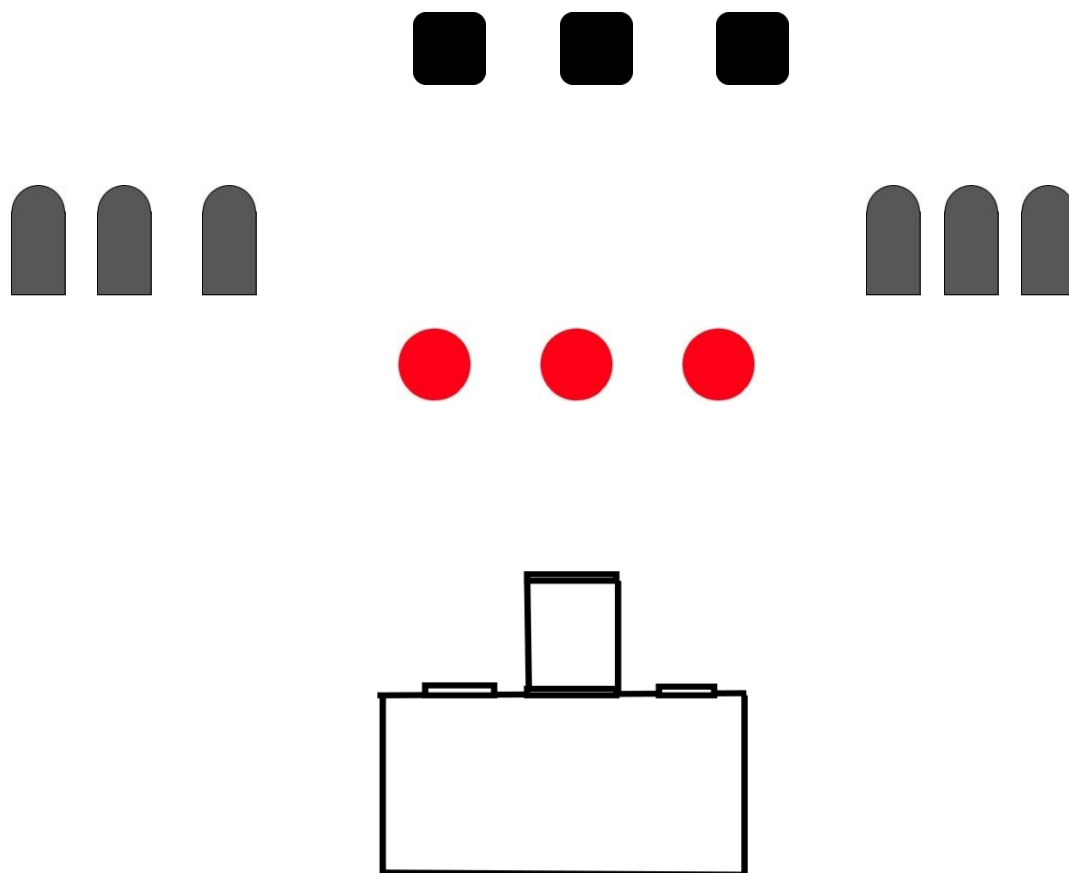
Stage Six—10 Rifle, 10 Pistol, 6+ Shotgun

Bronco Jim decided Buckshot Bill needed glasses, or thicker ones than he might already own. He pointed to the three clumps of trees in the distance. “How many do you see on the end?” “Which end?”, Bill reasonably inquired. “Take your pick, you blind boar—there’s three on both ends and four in the middle.”

Staging: Pistols loaded with 5 rounds each and holstered. Rifle loaded with 10 rounds and staged on center shelf. Shotgun staged in left or right window.

Starting Position: Standing outside door or behind left or right window, in all cases with hands touching opposite frames at shoulder height.

Procedure: Say, “**Three on both ends and four in the middle.**” ATB, shooter’s choice but rifle not last. With shotgun, shoot 3 targets through the left window, in any order, and 3 targets through the right window, in any order. Shotgun targets can be engaged in first window and shotgun carried to center doorway (caution with 170 with movement) and staged. Shotgun targets must be made up from the window through which first engaged. With rifle shoot the 3 three far targets, starting from either end, in a 3-4-3- sweep. With pistols shoot the 3 close targets following the same instructions as for rifle.



Warm up Bay 8L February 2014

On Stage Five—10 Rifle, 10 Pistol, 2+ Shotgun

Warm up stage

Staging: Pistols loaded with 5 rounds each and holstered. Rifle loaded with 10 rounds and shotgun, open and empty, staged on doorway shelf.

Starting Position: Standing outside door

Procedure: Say "**Ready.**" ATB, With rifle shoot a NEVADA SWEEP from either direction. With pistols shoot the four targets following the same instructions as for rifle. With shotgun, shoot the 2 targets in any order.

