



July 20, 2013
Monthly Match
Stages

Provided by Man from Little River

Stage 1 Bay 12 July 2013


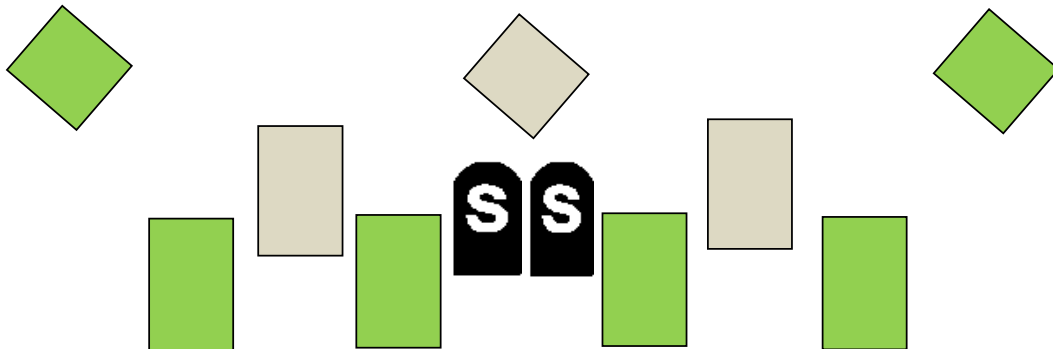
Two Revolvers and 10 Cartridges, Rifle and 10 Cartridges, Shotgun and 2 + Shells

The Nation has had a celebration on Independence Day, yet some with less than honorable intentions come to peaceful towns to take what is not theirs. The people react to this and begin to hunt the outlaws.

Starting Position: Standing behind the table.

Staging: Pistols loaded with five rounds each and holstered. Rifle, loaded with 10 rounds, and shotgun, with at least two rounds on your person, both staged on the table.

Procedure: Say "NO MORE" or indicate ready and wait for the beep. ATB, with first pistol engage left pistol targets with a 2-1-2 Sweep from the left. Retrieve rifle and engage the rifle targets with two 2-1-2 Sweeps both starting on the left. With second pistol engage the right pistol targets with a 2-1-2 Sweep from the left. Retrieve shotgun and engage shotgun targets in any order. **NOTE: Gunfighters may restage on table or shoot double duelist.**



START

Stage 2 Bay 11 July 2013

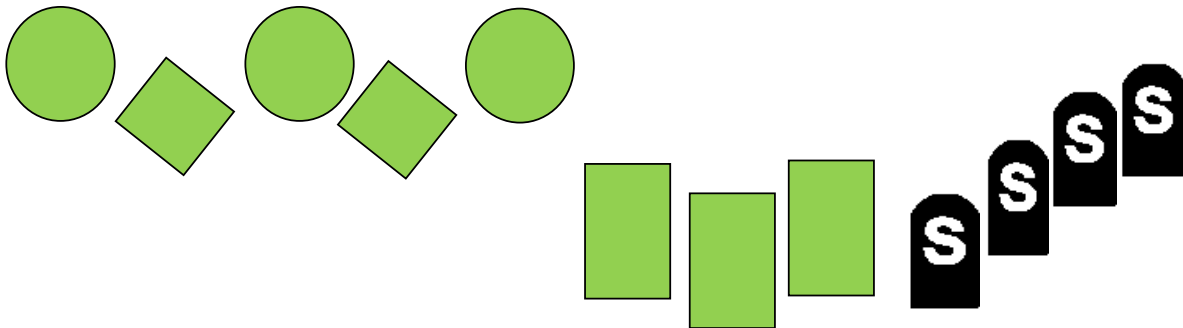
Two Revolvers and 10 Cartridges, Rifle and 10 Cartridges, Shotgun and 4 + Shells

The hunt for the outlaws begins with the local sheriff and his posse, which is soon joined by the US Marshall, as they follow the crimes to find the outlaws hideout location.

Starting Position: Standing behind the left table.

Staging: Pistols loaded with five rounds each and holstered. Rifle, loaded with 10 rounds, staged on the left table. Shotgun, with at least four rounds on your person, staged on the right table.

Procedure: Say "COLD TRAIL" or indicate ready and wait for the beep. ATB, retrieve rifle and engage the rifle targets with two sweeps both starting from the left. Move to the right table and with first pistol engage the pistol targets with at least one round on each. Repeat instructions with Second pistol. Retrieve shotgun and engage shotgun targets in a sweep starting on the left.



START

Stage 3 Bay 10 July 2013

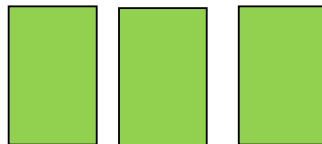
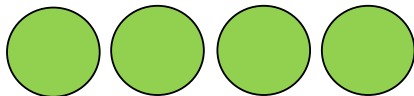
Two Revolvers and 10 Cartridges, Rifle and 10 Cartridges, Shotgun and 4 + Shells

The Sheriff and his men have encountered a group of outlaws in the foothills and a standoff begins. The posse is able to cut off any escape route and keeps the outlaws pinned down.

Starting Position: Standing behind the left table with hands on pistols.

Staging: Pistols loaded with five rounds each and holstered. Rifle, loaded with 10 rounds, and Shotgun, with at least four rounds on your person, both staged on left table.

Procedure : Say "**KEEP EM' PINNED DOWN**" or indicate ready and wait for the beep. ATB, retrieve rifle and engage the rifle targets in a Nevada Sweep starting on the right rifle target. Retrieve Shotgun and engage the shotgun targets in a sweep starting on the right shotgun target. Move to right table and with first pistol engage pistol targets in a Nevada sweep starting on the right pistol target. Repeat instructions with second pistol.



START

Stage 4 Bay 1 July 2013


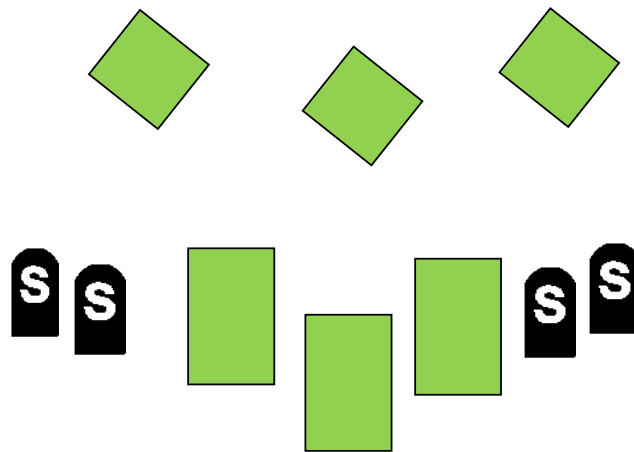
Two Revolvers and 10 Cartridges, Rifle and 9 Cartridges, Shotgun and 4 + Shells

The Outlaws pinned down in the foothills put up a fight but the Sheriff and his posse get the better of them and take this band into custody.

Starting Position: Standing behind the horse with rifle held in both hands

Staging: Pistols loaded with five rounds each and holstered. Rifle, loaded with 9 rounds, held in both hands. Shotgun, with at least four rounds on your person, staged on the horse.

Procedure: Say "GIVE IT UP" or indicate ready and wait for the beep. ATB, engage the rifle targets in a triple tap sweep. Using pistols as needed, engage the pistol targets in a 3-4-3 sweep. Retrieve shotgun and engage the shotgun targets in any order.



START

Stage 5 Bay 8L July 2013

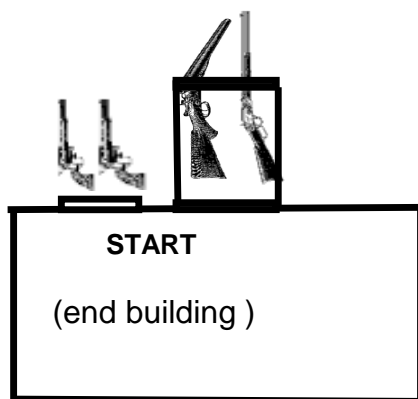
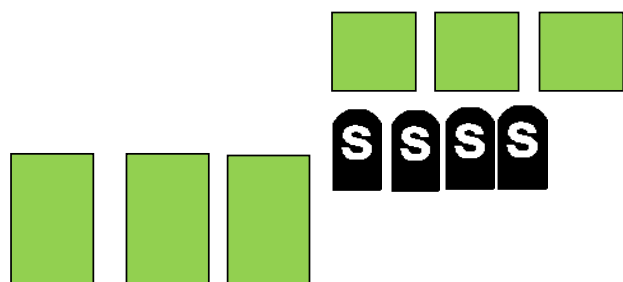
Two Revolvers and 10 Cartridges, Rifle and 10 Cartridges, Shotgun and 4 + Shells

The Sheriff and posse, having gotten one band of outlaws into jail, sets out to intercept a second band of outlaws that tried to raid a ranch, but were driven off. The posse follows their trail and tracks them to an old line shack.

Starting Position: Standing outside the window not touching guns.

Staging: Pistols loaded with five rounds each and holstered. Rifle, loaded with 10 rounds, and Shotgun, with at least four rounds on your person, both staged inside the doorway.

Procedure: Say "SURRENDER" or indicate ready and wait for the beep. ATB, using pistols as needed, engage the pistol targets in a 3-3-4 sweep from either direction. Retrieve rifle and engage the rifle targets in a 3-3-4 sweep from either direction. Retrieve Shotgun and engage the shotgun targets in any order.



Stage 6 Bay 8R July 2013

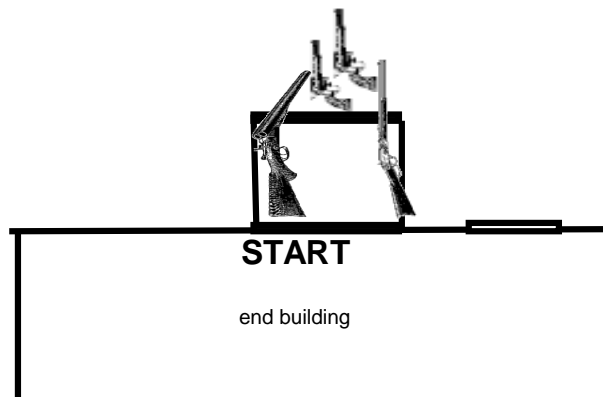
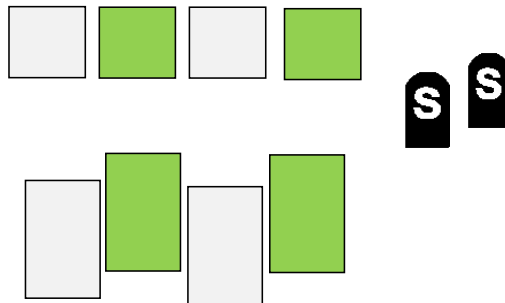
Two Revolvers and 10 Cartridges, Rifle and 10 Cartridges, Shotgun and 2 + Shells

After a long gunfight, the final band of outlaws surrender at the line shack and the posse takes them to jail.

Starting Position: Standing inside the doorway with hands on pistols.

Staging: Two pistols loaded with five rounds each and holstered. Rifle, loaded with 10 rounds, and Shotgun, with at least two rounds on your person, both staged on the counter.

Procedure: Say "TO JAIL WITH YOU" or indicate ready and wait for the beep. ATB, using pistols as needed, engage the pistol targets in a 1-4-1-4 sweep from either direction. Retrieve rifle and engage the rifle targets in a 1-4-1-4 sweep from either direction. Retrieve shotgun and engage the shotgun targets in any order.



Warm up Stage Bay 10 July 2013


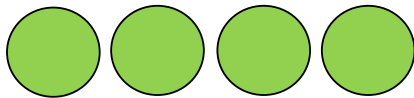
Two Revolvers and 10 Cartridges, Rifle and 8 Cartridges, Shotgun and 4 + Shells

Warm up

Starting Position: Standing behind left table

Staging: Pistols loaded with five rounds each and holstered. Rifle, loaded with 8 rounds, and Shotgun, with at least four rounds on your person, both staged on left table.

Procedure : Say "**READY**" or indicate ready and wait for the beep. ATB, retrieve rifle and engage the rifle targets with two sweeps both starting on the left rifle target. Retrieve Shotgun and engage the shotgun targets in any order. Move to right table and with first pistol engage pistol targets in a 2-2-1 sweep starting on the left pistol target. Repeat instructions with second pistol.



START