



February 2013
Monthly Match
Stages

Provided by Man from Little River

Stage 1 Bay 12 February 2013

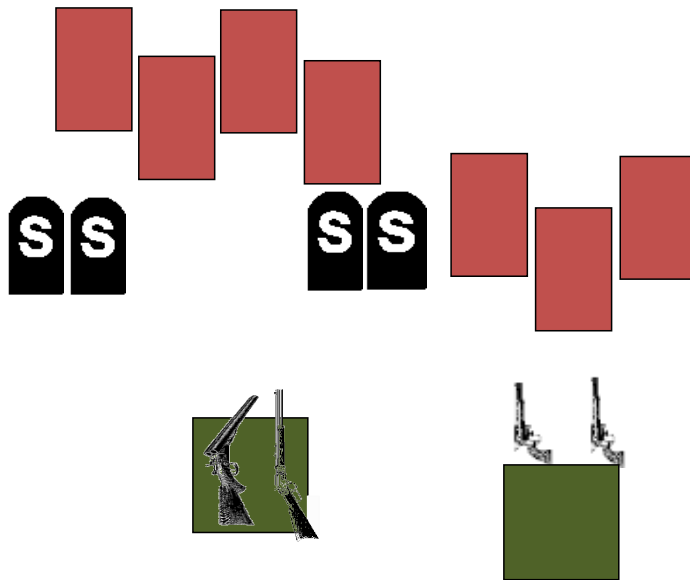
Two Revolvers and 10 Cartridges, Rifle and 10 Cartridges, Shotgun and 4 + Shells

The local cowboys are getting ready for the annual get together for Valentine's day. But some hard feelings are out there between some groups.

Starting Position: Standing behind the right table

Staging: Two pistols loaded with five rounds each and holstered. Rifle, loaded with 10 rounds and shotgun, with at least four rounds on your person, staged on left table.

Procedure: Shooter will say "**PARTY'S COMING**" or indicate ready and wait for the beep. ATB, with first pistol engage pistol targets in a Nevada Sweep from either direction. Repeat the instructions with second pistol. Move to left table, retrieve rifle and Nevada Sweep rifle targets from either direction. Retrieve shotgun and engage shotgun targets in any order.



START

Stage 2 Bay 11 February 2013


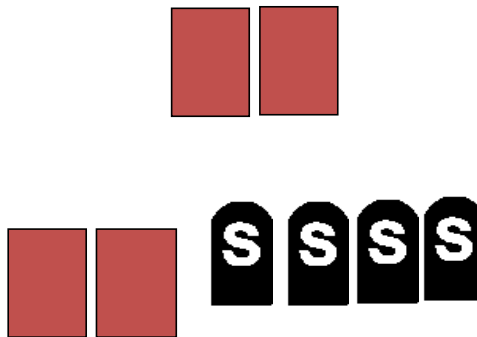
Two Revolvers and 10 Cartridges, Rifle and 10 Cartridges, Shotgun and 4 + Shells

The cowboys all over the area are getting their duds slicked up to go to the party in town.

Starting Position: Standing behind the table with hands on pistols.

Staging: Two pistols loaded with five rounds each and holstered. Rifle, loaded with 10 rounds and shotgun, with at least four rounds on your person, staged on the table.

Procedure: Shooter will say "**LET'S GO**" or indicate ready and wait for the beep. ATB, using pistols as needed, engage the pistol targets with alternating single shots starting from either direction. Retrieve rifle and engage the rifle targets with alternating single shots starting from either direction. Make rifle safe, retrieve shotgun and engage the shotgun targets in any order.



START

Stage 3 Bay 10 February 2013

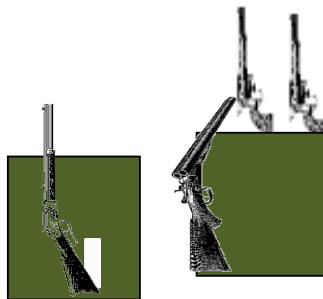

Two Revolvers and 10 Cartridges, Rifle and 10 Cartridges, Shotgun and 4 + Shells

The cowboys have ridden into town and the rival ranch hands are already there hollering and carrying on

Starting Position: Standing behind the left table with hands flat on table.

Staging: Two pistols loaded with five rounds each and holstered. Rifle, loaded with 10 rounds, and Shotgun, with at least four rounds on your person, both staged on the left table

Procedure : Shooter will say "**THEY'RE HERE**" or indicate ready and wait for the beep. ATB, retrieve rifle and place at least one round on each target in any order. Make rifle safe. Move to the right table and with first pistol engage the pistol targets with at least one round on each target in any order. Repeat instructions with second pistol. Holster. Retrieve Shotgun and engage shotgun targets in any order.



START

Stage 4 Bay 1 February 2013

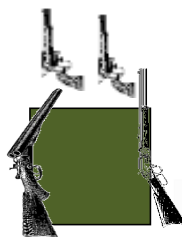
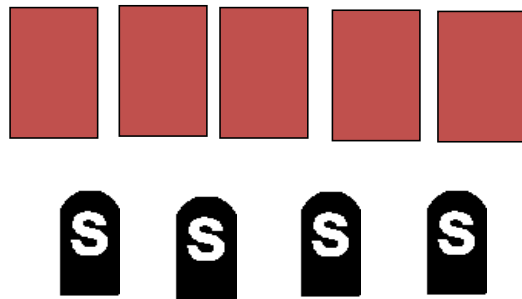
Two Revolvers and 10 Cartridges, Rifle and 10 Cartridges, Shotgun and 4 + Shells

The two groups of cowboys begin to poke fun at each other, but end up angering the other group.

Starting Position: Standing directly behind the table

Staging: Two pistols loaded with five rounds each and holstered. Rifle, loaded with 10 rounds, and Shotgun, with at least four rounds on your person, both staged on the table.

Procedure: Shooter will say "**HO-DOWN TIME**" or indicate ready and wait for the beep. ATB, with first pistol engage the targets in a sweep from either direction. Repeat instructions with second pistol. Holster. Retrieve rifle and engage the targets with two sweeps from either direction. Retrieve shotgun and engage the shotgun targets in any order



START

Stage 5 Bay 8L February 2013

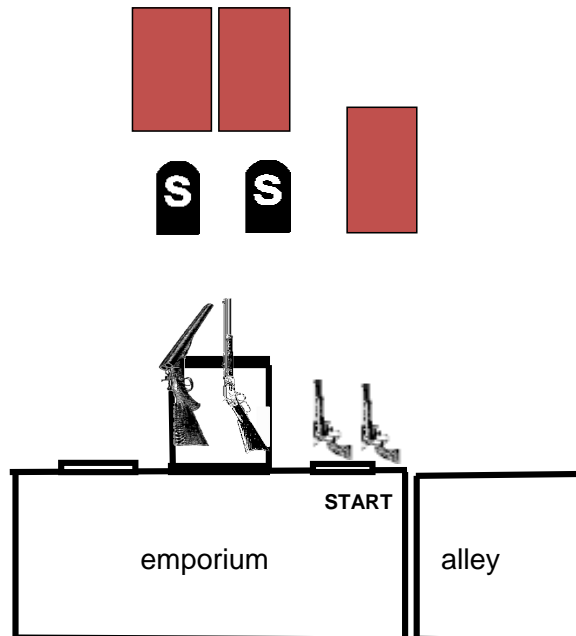
Two Revolvers and 10 Cartridges, Rifle and 10 Cartridges, Shotgun and 2 + Shells

The Valentine's Day party has gotten underway and everybody is enjoying the fiddler.

Starting Position: Standing at the right window.

Staging: Two pistols, loaded with five rounds each and holstered. Rifle, loaded with 10 rounds, and Shotgun, with at least two rounds on your person, both staged in the doorway.

Procedure: Shooter will say "**PLAY IT AGAIN**" or indicate ready and wait for the beep. ATB, using pistols as needed, engage the pistol target with 10 rounds. Retrieve rifle and engage the rifle targets with five rounds on each in any order. Retrieve shotgun and engage shotgun targets in any order.



Stage 6 Bay 8R February 2013

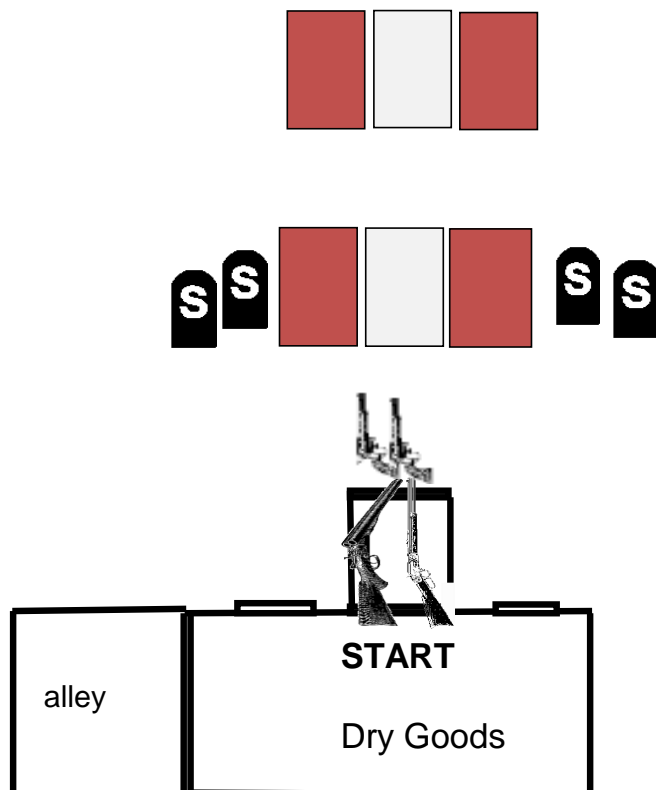
Two Revolvers, 10 Cartridges, Rifle and 10 Cartridges, Shotgun and 4 + Shells

The cowboys had a fine time at the party where they got to kiss the pretty girls. Now they're heading back to their ranches, but decide to stop at the Dry Goods Store on the way.

Starting Position: Standing inside the doorway of the Dry Goods Store with rifle in both hands.

Staging: Two pistols loaded with five rounds each and holstered. Rifle, loaded with 10 rounds held in both hands. Shotgun, with at least 4 rounds on your person, staged on the counter inside the Dry Goods door.

Procedure: Shooter will say "It's Valentine's Day" or indicate ready and wait for the beep. ATB, engage the rifle targets with two 1-3-1 sweeps from either direction. Make rifle safe. Using pistols as needed engage the pistol targets with two 1-3-1 sweeps from either direction. Holster. Retrieve Shotgun and engage the shotgun targets in any order.



Warm up Bay 10 February 2013

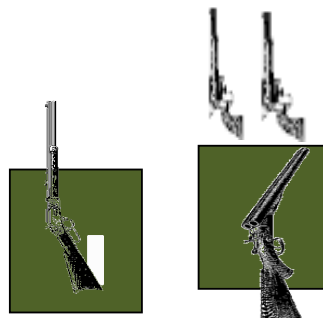

Two Revolvers and 10 Cartridges, Rifle and 10 Cartridges, Shotgun and 4 + Shells

WARM UP

Starting Position: Standing behind the left table.

Staging: Two pistols loaded with five rounds each and holstered. Rifle, loaded with 9 rounds, staged on left table. Shotgun, with at least four rounds on your person, staged on the right table

Procedure : Shooter will say "**LET'S SHOOT**" or indicate ready and wait for the beep. ATB, retrieve rifle and shoot each rifle/pistol target at least three times in any order. Make rifle safe. Move to the right table and, using pistols as needed, shoot each rifle/pistol target at least three times in any order. Retrieve Shotgun and engage shotgun targets in any order.



START