



*August 17, 2013*  
*Monthly Match*  
*Stages*

*Provided by Man from Little River*

## Stage 1 Bay 12 August 2013


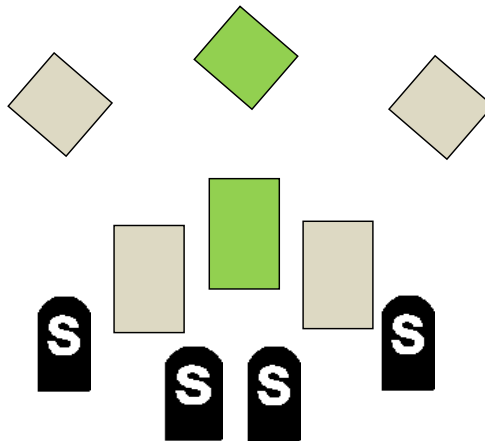
Two Revolvers and 10 Cartridges, Rifle and 10 Cartridges, Shotgun and 4 + Shells

Summer has brought the ranchers to move cattle down to lower valleys for water and grass. This has concentrated the herds, and now it has also brought rustlers to the ranches. They must now send out more riders to the line shacks to watch over the herds. Several ranches have had to run off small bands of rustlers.

**Starting Position:** Standing behind the horse with shotgun held in both hands.

**Staging:** Pistols loaded with five rounds each and holstered. Rifle, loaded with 10 rounds, staged on the horse. Shotgun, with at least four rounds on your person, held in both hands.

**Procedure:** Say "RUSTLERS" or indicate ready and wait for the beep. ATB, engage the two outside shotgun targets until down and then the two inside shotgun targets until down. Using pistols as needed, engage the pistol targets with two 1-3-1 sweeps from either direction. Retrieve rifle and engage the rifle targets with two 1-3-1 sweeps from either direction.



START

## Stage 2 Bay 11 August 2013


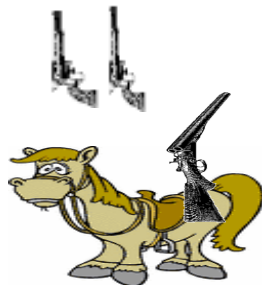
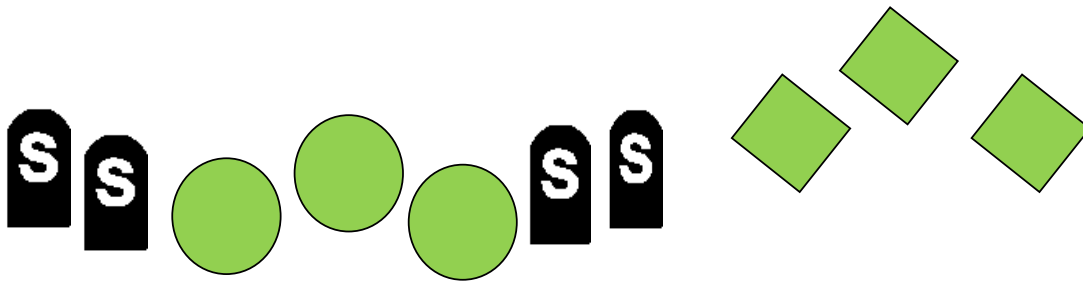
Two Revolvers and 10 Cartridges, Rifle and 10 Cartridges, Shotgun and 4 + Shells

The Small Ranchers have banded together and put a few riders from each ranch in a roving group to help find and dispatch the small rustler bands in the area.

**Starting Position:** Standing beside the left side of the right horse with rifle held in both hands.

**Staging:** Pistols loaded with five rounds each and holstered. Rifle, loaded with 10 rounds, held in both hands. Shotgun, with at least four rounds on your person, staged on the left horse.

**Procedure:** Say "**THERE THEY ARE**" or indicate ready and wait for the beep. ATB, engage the rifle targets with a 3-4-3 sweep from either direction. Move to the left horse and with pistols engage the pistol targets with a 3-4-3 sweep from either direction. Retrieve shotgun and engage shotgun targets in any order.



**START**

### Stage 3 Bay 10 August 2013

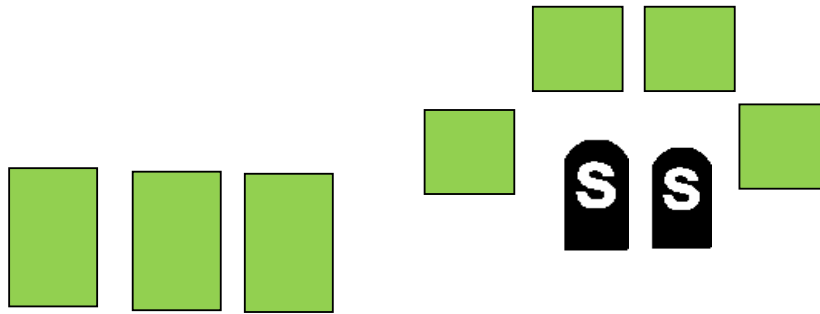
Two Revolvers and 10 Cartridges, Rifle and 9 Cartridges, Shotgun and 2 + Shells

The Ranch hands located one band of rustlers with stolen cattle from a local ranch. The hands surround them and the fight is on.


**Starting Position:** Standing directly behind the starting stone with hands on pistols.

**Staging:** Pistols loaded with five rounds each and holstered. Rifle, loaded with 9 rounds, and Shotgun, with at least two rounds on your person, both staged on right table.

**Procedure :** Say "NOW GET EM" or indicate ready and wait for the beep. ATB, using pistols as needed, shoot each pistol target at least three times. Retrieve rifle and engage rifle targets with three rounds on each. Retrieve shotgun and engage the shotgun targets in any order.



**START**



## *Stage 4 Bay 1 August 2013*

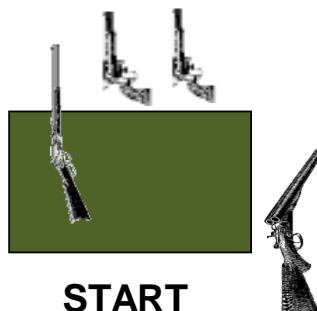
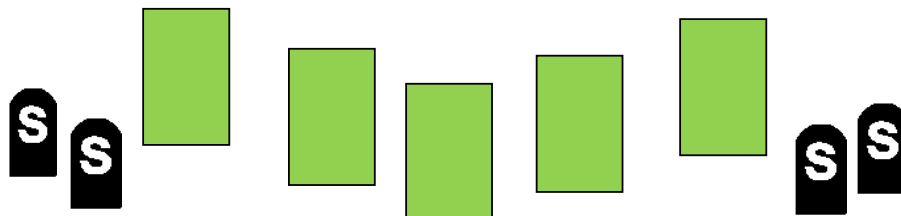
Two Revolvers and 10 Cartridges, Rifle and 10 Cartridges, Shotgun and 4 + Shells

The rustlers are looking for a large herd to take and move out of the area before the ranchers and their hands catch up to them. They look to one of the large ranches to hit, but find the hands are waiting for them.

**Starting Position:** Standing behind the table with shotgun held in both hands.

**Staging:** Pistols loaded with five rounds each and holstered. Rifle, loaded with 10 rounds, staged on the table. Shotgun, with at least four rounds on your person, held in both hands.

**Procedure:** Say "**NOT THIS HERD**" or indicate ready and wait for the beep. ATB, engage the shotgun targets in any order. Using pistols as needed, engage the pistol/rifle targets in two sweeps from either direction. Retrieve rifle and engage the rifle/pistol targets in two sweeps from either direction.



## Stage 5 Bay 8L August 2013

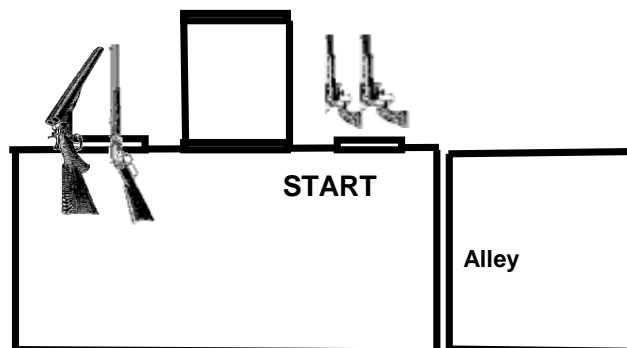
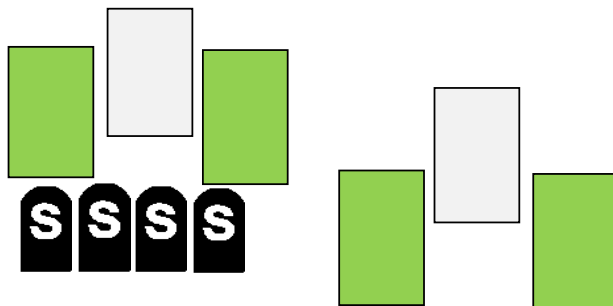
Two Revolvers and 10 Cartridges, Rifle and 10 Cartridges, Shotgun and 4 + Shells

The ranch hands give chase after running off the rustlers and a running battle is on.

**Starting Position:** Standing outside the right window.

**Staging:** Pistols loaded with five rounds each and holstered. Rifle, loaded with 10 rounds, and Shotgun, with at least four rounds on your person, both staged inside the left window

**Procedure:** Say "**THEY'RE ON THE RUN**" or indicate ready and wait for the beep. ATB, with first pistol engage the pistol targets in a 2-1-2 sweep from either direction. Repeat instructions with second pistol. Retrieve rifle and engage the rifle targets in two 2-1-2 sweeps from either direction. Retrieve Shotgun and engage the shotgun targets in any order.



## Stage 6 Bay 8R August 2013

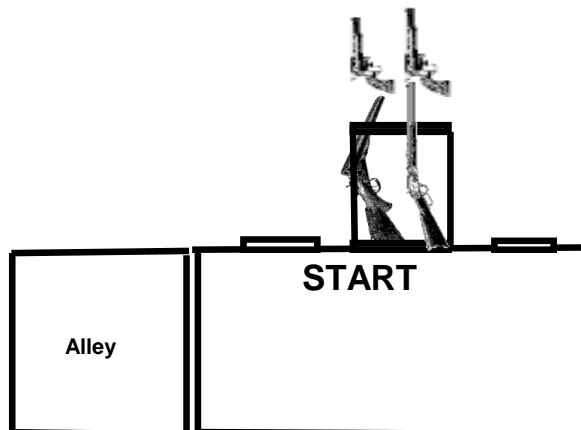
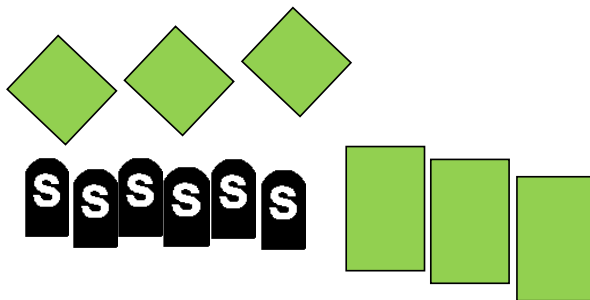
Two Revolvers and 10 Cartridges, Rifle and 9 Cartridges, Shotgun and 6 + Shells

After the chase and a gun battle, the hands take the rustlers to the local jail for western justice, but the rustlers put up another fight.

**Starting Position:** Standing inside the doorway with hands flat on counter.

**Staging:** Two pistols loaded with five rounds each and holstered. Rifle, loaded with 9 rounds, and Shotgun, with at least six rounds on your person, both staged on the counter.

**Procedure:** Say "**JUSTICE IS DONE**" or indicate ready and wait for the beep. ATB, with first pistol engage the pistol targets in a **NEVADA** sweep from either direction. Repeat instructions with second pistol. Retrieve rifle and engage the rifle targets in a **NEVADA** sweep from either direction. Retrieve shotgun and engage the shotgun targets in any order.



*Warm up Bay 10 August 2013*

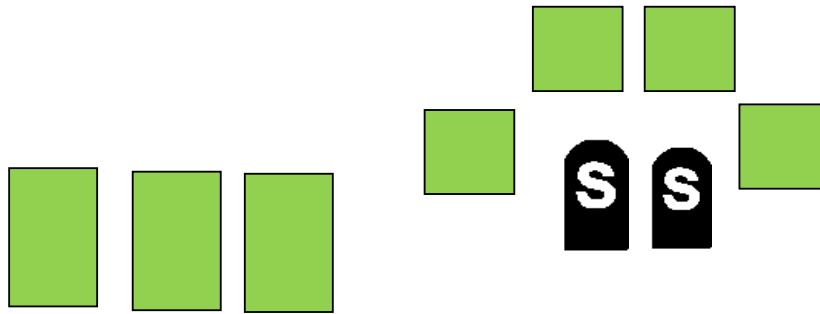
Two Revolvers and 10 Cartridges, Rifle and 10 Cartridges, Shotgun and 2 + Shells



**Starting Position:** Standing directly behind the starting stone.

**Staging:** Pistols loaded with five rounds each and holstered. Rifle, loaded with 10 rounds, and Shotgun, with at least two rounds on your person, both staged on the right table.

**Procedure :** Say "**READY**" or indicate ready and wait for the beep. ATB, with first pistol engage pistol targets in a **NEVADA** sweep from either direction. Repeat instructions with second pistol. Move to right table and with rifle engage rifle targets with a **NEVADA** sweep from either direction . Retrieve shotgun and engage shotgun targets in any order.



**START**

